



CONSTRUCTION

Foundation Drilling



Foundation Drilling

At Kennametal, our commitment to your most demanding foundation drilling applications is unparalleled. We have a long history of helping you achieve success and a tradition of exceeding your expectations.

We remain focused on redefining and advancing the earthworks industries through our world-class solutions — delivered by professionals who are committed to the health and profitability of your enterprise.

MISSION Kennametal delivers productivity to customers seeking peak performance in demanding environments by providing innovative custom and standard wear-resistant solutions, enabled through our advanced materials sciences, application knowledge, and commitment to a sustainable environment.





Table of Contents

Foundation Drilling	
Overview	2–19
38/30mm Systems	20–33
25mm Systems	34–41
22mm Systems	42–56
20mm Systems	58–69
19mm Systems	70–79
11mm–14mm Systems	80–90
KF Systems	92–125
Wear Solutions	126–128
Index by Order number	130
Index by Catalogue number	131



The foundation for a successful drilling operation is built on rock-steady reliability and progress. Kennametal, the world's leading tooling and services provider, proudly introduces SOLID, our solution-focused platform that yields new levels of performance and productivity. SOLID-engineered tools deliver in the most challenging conditions. For unmatched quality, value, innovation, and application expertise, make Kennametal your SOLID choice.

New Product Innovations


With leading-edge cutting solutions for Foundation Drilling, we keep high-value equipment running longer and performing better in demanding environments, while continually providing new and innovative solutions.

NEW!



38/30mm (DSDR Series) Platform for Foundation Drilling Attachments

- Narrow bottom carbide tip provides maximum combination of strength and wear resistance.
- Dual retainers provide additional holding power in worn blocks while maintaining rotation.
- Unique heat treatment process reduces steel wash and improves wear resistance and tool life.
- Flanged collar provides block face protection and helps prevent shank breakage.



NEW!



19mm, 20mm, and 22mm Platform Improvements — NEW — Cold Formed Process

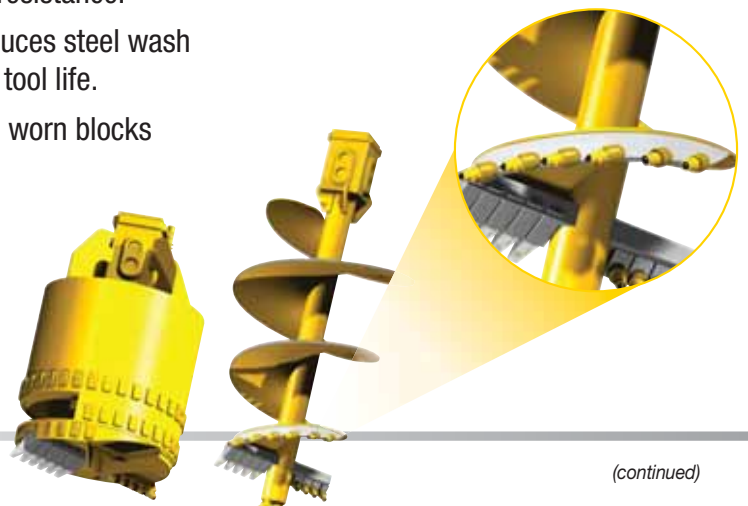
- New upgraded block manufacturing process: Cold Forming.
 - Offers precise shape by eliminating parting lines, mismatch, and draft.
 - Better shape and fit saves time with more efficient assembly.
 - Material properties, such as grain pattern and strength of material, are preserved.
 - Uniform grain structure and tighter packed flow lines provide better wear and strength.
 - Blocks support a wide range of applications and cutting conditions.

NEW!



25mm (FD25 Series) Platform Improvements

- Narrow bottom carbide tip provides maximum combination of strength and wear resistance.
- Unique heat treatment process reduces steel wash and improves wear resistance and tool life.
- Retainer provides holding power in worn blocks while maintaining rotation.
- Wide collar increases block face protection.



(continued)

New Product Innovations (continued)



KF Series • An Entirely New Platform

The KF Series is designed to achieve increased productivity and performance across most foundation drilling applications, including tools for drilling attachments. The product range includes quick-change tools, wall cutter tools, welding bars, and flat tools, as well as other solutions. KF series tools cover the majority of core barrel applications, as well as deep foundation drilling of large-diameter bore holes.



Quick-Change Systems

- Time-saving system with stationary holder and changeable tips.
- Offers extreme versatility.
- Reduces downtime with quick tooling change-outs.
- Easy and fast tool replacement directly onsite.



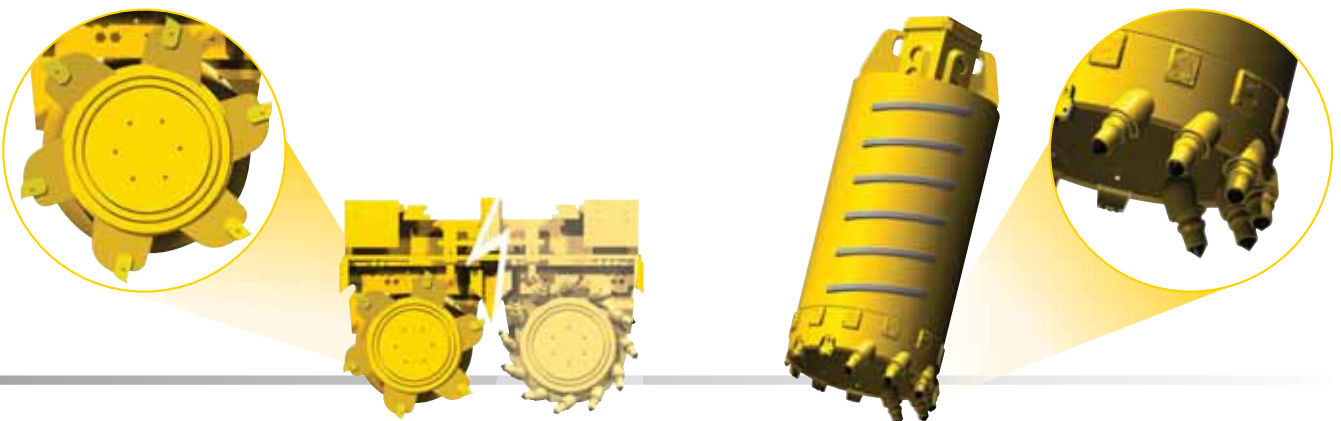
Flat Teeth

- Handles a wide variety of applications in soft to medium cutting conditions.
- Extremely versatile.



Weld-On Systems

- Kennametal carries a complete range of bars and designs.



To maximise productivity and reduce maintenance costs, consider the following for proper tool selection:

1. Material to be cut and geotechnical properties of the ground.



Attachment Types	Foundation Drilling Attachment	Conical Systems							
		CM Series		R, S, & C Series		SM, SL, & SD Series	FD Series		DS Series
		11-13mm	14mm	19mm	20mm	22mm	25mm		38/30mm
		Pages 80-90	Pages 70-79	Pages 58-69	Pages 42-56	Pages 34-41	Pages 20-33		
Auger <ul style="list-style-type: none"> • Soil auger • Rock auger • Tapered auger • Continuous Flight Auger (CFA) • Full Displacement Piles (FDP) 		•	•	•	•	•	•		
Core Barrel <ul style="list-style-type: none"> • Cross core barrel • Centrifugal core barrel • Special core barrel 				•	•		•		
Bucket <ul style="list-style-type: none"> • Soil bucket • Rock bucket • Drilling bucket • Cleaning bucket 				•	•	•	•		
Casing <ul style="list-style-type: none"> • Ring bit • Casing shoe 									
Wall Cutter <ul style="list-style-type: none"> • Diaphragm wall cutter • Hydromill trench cutter • Slurry wall cutter • Cutter soil mixing (CSM) 						•	•		

2. Machine capacity (HP/KW, machine weight, and maximum torque) and cutting parameters (cutting depth, cutting width, and maximum diameter).



3. Effect of tooling and machine wear and tear.



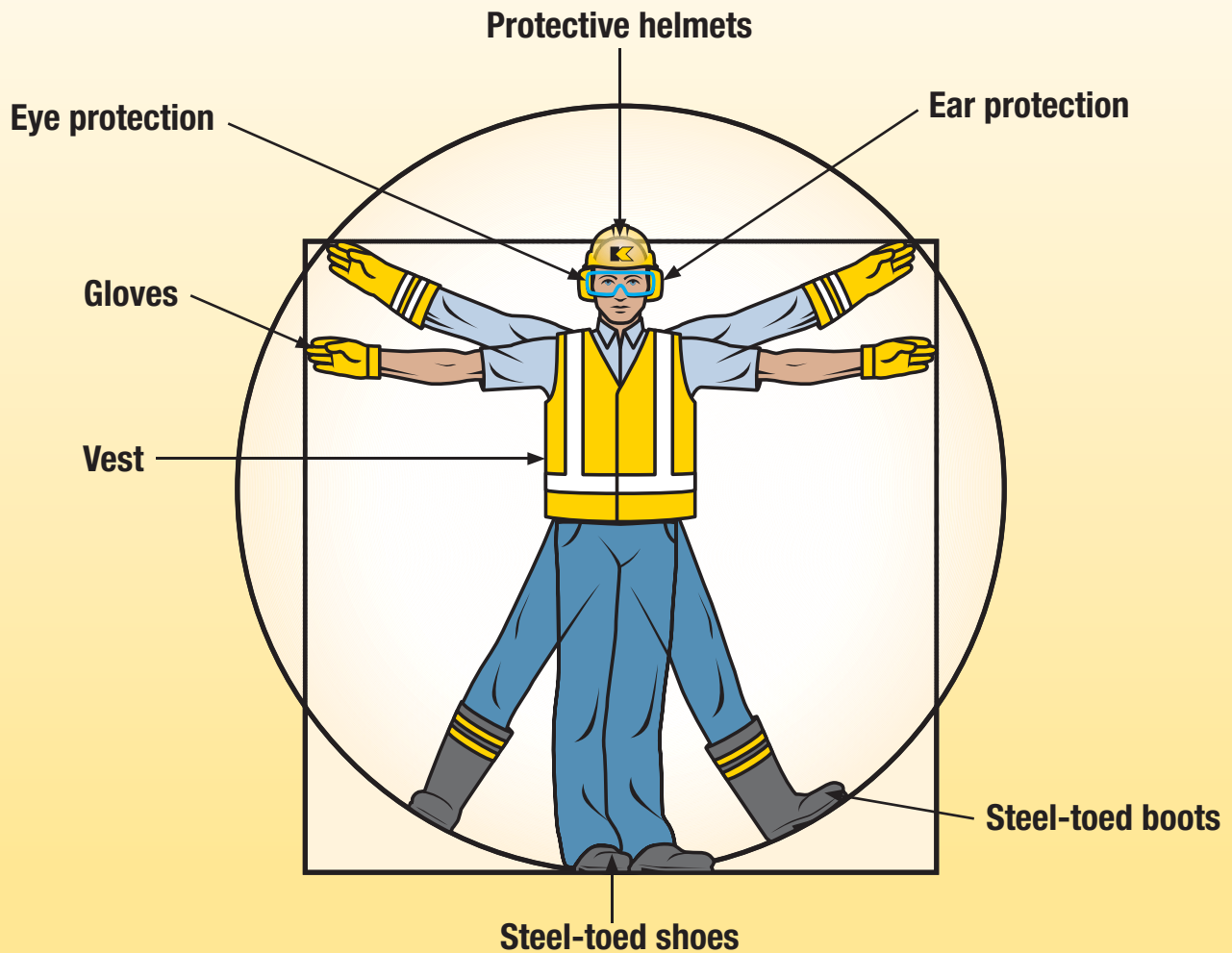
- first choice
- alternate choice

KF Systems								
KF Series								
Quick-Change Systems	Wall Cutter Tools	Flat Teeth	Welding Bar	Welding Teeth	Welding Bit	Casing Screws	Pilot Drill Systems	
Pages 92-125								
			●					●
●				●	●	●		
			●					●
●				●	●	●	●	
		●						


Safety Guidelines

Kennametal encourages safe use of its products to help avoid personal injury.

1. Wear approved personal protection equipment, including eye and ear protection, steel-toed shoes, protective helmets, gloves, and a vest.



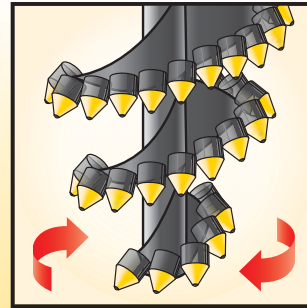
2. Make sure tools are properly seated and securely retained.



3. Exercise care when removing tools.



4. Operate all machines with safety in mind. Stand clear of machines in use, and make sure protective guards are in place.



5. Do not change tools when auger, wall cutter, bucket, casing or core barrel is moving or still engaged.



6. Allow machine to cool and always wear protective gloves to inspect or touch conicals.



7. Inspect tools daily. Do not use dull, cracked, burred, or bent tools.

IMPORTANT

Many injuries occur during tool change-out in construction and surface mining sites. Kennametal recommends the installer be equipped with the appropriate Personal Protective Equipment (PPE) for each task. Using Kennametal tools to install conicals is recommended. If proper tools are not used, the clip retaining strength could be weakened and could result in lost tool and machine productivity.

Kennametal has no control over the end use of its products or the environment into which those products are placed. Kennametal urges its customers to adhere to the recommended standards of use of their machines and tools and that they follow procedures that ensure safe operations.

The information included in this catalogue and other recommendations on machining practices referred to herein are only advisory in nature and do not constitute representations or warranties and are not necessarily appropriate for any particular work environment or application. Kennametal Inc. encourages the safe use of its products.

Wear and Tooling Solutions for Your Earthworks Equipment

The Kennametal Earthworks segment serves top-tier companies across varied applications: foundation drilling, trenching, surface mining, underground mining, quarrying, highway construction, utility construction, tunneling, recycling, forestry, agriculture, and snow removal. With our superior custom and standard cutting and wear-resistant solutions, we help our clients build and maintain best-in-class operations.

With leading-edge products, from conicals and holders to quick-change systems, we keep high-value equipment running longer and performing better in demanding environments.

- **Foundation Drilling**
- Underground Mining
- Surface Mining
- Construction
- Specialties



Diaphragm Wall Cutter

Foundation Drill

Stump Cutter

Wood Grinder

Blasthole Drill

Scraper

Hauling Truck

Rope Shovel

Dragline

Trencher

Road Reclaimer/Stabiliser

Road Planer

Grader

Hydraulic Shovel

Surface Miner

Wheel Loader

All-Terrain Truck

Highwall Miner

Attachments

Bulldozer

Horizontal Drill

Feeder Breaker

Roof Bolter

Face Haulage

Continuous Miner






Utility Loader







Road Header

Longwall Miner

Roof Support Carrier

Underground Mining







	 Conicals	 Crushers	 Radials	 Cutting Systems	 Drums
Longwall Miner	•		•	•	•
Continuous Miner	•		•	•	•
Highwall Miner	•		•	•	•
Road Header	•			•	•
Roof Bolter					
Feeder Breaker		•			
Face Haulage					
Utility Loader					







	 CLAs	 Core Breakers	 Roof Drill Bits	 Augers and Drilling Systems	 Wear Solutions	 Accessories
Longwall Miner					•	•
Continuous Miner	•	•			•	•
Highwall Miner	•	•			•	•
Road Header						
Roof Bolter			•	•		•
Feeder Breaker					•	
Face Haulage					•	
Utility Loader					•	

Foundation Drilling






	 Conical Cutting Systems	 Quick-Change Systems	 Welding Systems	 Wall Cutters	 Auger Pilot Bits	 Flat Teeth	 Wear Solutions
Foundation Drilling Attachments	•	•	•	•	•	•	•

Road Rehabilitation






	 Conicals	 Flat Teeth	 Cutting Systems	 Drums	 Accessories	 Planer Blades
Road Planer	•		•	•	•	•
Road Reclaimer/Stabiliser	•	•		•	•	•
Attachments	•			•		•
Bulldozer						

	 Kicker Plates	 Track Pads	 Conveyor Rollers	 Conveyor Belts	 Power Belts	 Wear Solutions
Road Planer	•	•	•	•	•	•
Road Reclaimer/Stabiliser	•	•	•	•	•	•
Attachments	•					•
Bulldozer						•

Surface Miner/Trenching

	 Conicals	 Block Systems	 Wear Solutions	 Accessories	 Drums
Surface Miner	•	•	•	•	•
Chain Trenchers	•	•	•	•	
Wheel Trenchers	•	•	•	•	
Demolition Tool	•	•	•	•	
Horizontal Directional Drilling	•	•	•	•	

Forestry

	 Conicals	 Cutting Systems	 Flat Teeth	 Grinder Tips	 Accessories
Stump Cutter	•	•	•		•
Wood Grinder				•	•



FOR THE MOST DEMANDING APPLICATIONS

To learn more about our wear and tooling solutions for foundation drilling, contact your Kennametal Representative or Authorised Kennametal Distributor today.

Best Practices to Maximise Tool Performance

If you have questions or would like more detailed advice, please contact your Kennametal Sales Engineer.

- Never reuse retainers — ALWAYS use a new retainer with each new conical.
- Replace worn-out, blunt, or dull conicals, and worn-out blocks immediately to decrease load on other machine parts.

Benefits:

- Increase productivity.

- Conicals must rotate freely in the block. If the conical is stuck, tap with brass or rubber mallet. When installing new tools, clean out the block bore to ensure conical rotates freely.

Benefits:

- Ensure uniform wear on conical.
- Keep conical sharp.

- Use correct tools when installing conicals — either a Kennametal recommended tool or a brass or lead-filled rubber-coated mallet. Never use a steel hammer or strike tools with metal objects.

Benefits:

- Avoid shattering or damage to carbide tip.

- Maintain proper collar diameter of the conical.
- Be sure blocks are welded at the original angle.

Benefits:

- Avoid damaging the block.
- Incorrect block placement can result in excessive wear on the conical, block, or other machine parts.

- Maintain proper gage length of the conical. Too short of a gage length can affect the width of cut and cause excessive load on other machine components.

- Make sure conicals are retained properly in the block.

Benefits:

- Avoid safety hazards.

- Do not use Foundation Drilling attachments with missing conicals.

Benefits:

- Improve productivity.

- Maintain proper operating parameters as per cutting conditions.

Benefits:

- Extend tool life.
- Increase productivity.



Selecting proper tools and understanding wear progression.

Benefits:

- Increase tool utilisation.
- Avoid catastrophic failure.
- Maximise cutting performance.
- Reduce machine wear-and-tear.

Selecting the right tip for your machine and application

Plug

- Maximum toughness.
- Physical lock between steel and carbide.
- Conditions: hard rock, chunk rock, shot rock, mixed rock, and dirt.
- Ideal for excessive impact.



Cap

- Maximum abrasion resistance.
- Rely on braze joint strength to hold tip to steel body.
- Conditions: softer, more abrasive material.
- Helps divert material away from steel body, reducing steel wash.
- Areas with uninterrupted cuts. Will not withstand high impact.



NB — Narrow Bottom

- Combination of a cap and a plug, with superior strength and abrasion resistance.
- Conditions: excels in hard, abrasive material.



Troubleshooting




- The following chart shows typical end-of-life conditions and possible solutions to improve tool life. Please contact your Kennametal Sales Representative with specific questions.

Problem	Possible Cause	Recommended Solution
 <p>Carbide Fracture</p>	<ul style="list-style-type: none"> • Hard cutting conditions. • Extreme impact. 	<ul style="list-style-type: none"> • Contact your Kennametal sales Representative for a full evaluation.
 <p>Thermal Cracking</p>	<ul style="list-style-type: none"> • Hard cutting conditions. • Lack of penetration. • Grinding of material not conveyed. • Excessive heat generation during cutting. 	<ul style="list-style-type: none"> • Contact your Kennametal sales Representative for a full evaluation.
 <p>Excessive Carbide Wear</p>	<ul style="list-style-type: none"> • Very abrasive cutting conditions. • High rotation speed. • Cutting too deep. 	<ul style="list-style-type: none"> • Adjust rotation and feed of machine.
 <p>Steel Wash</p>	<ul style="list-style-type: none"> • Grinding of material not conveyed. • Abrasive cutting conditions. 	<ul style="list-style-type: none"> • Contact your Kennametal sales Representative for a full evaluation. • Narrow bottom tip, X-series, hardfacing. • Increase feed.
 <p>One-Sided Steel/ Wear on Gage</p>	<ul style="list-style-type: none"> • Conical not rotating. • Misaligned blocks. • Sticky cutting conditions. • Worn blocks. • Excess material build-up on tool. 	<ul style="list-style-type: none"> • Clean the conical for foreign particles. • Tap the conical. • Contact your Kennametal sales Representative for a full evaluation.
 <p>Shank Breakage</p>	<ul style="list-style-type: none"> • Worn block bore. • Worn-out sleeve. • Hard cutting conditions. • Blunt/missing cutting tip. 	<ul style="list-style-type: none"> • Contact your Kennametal sales Representative for a full evaluation.

(continued)

(Troubleshooting – continued)

Problem	Possible Cause	Recommended Solution
 <p>Shank Bending</p>	<ul style="list-style-type: none"> • Worn block bore. • Worn-out sleeve. • Hard cutting conditions. • Blunt/missing cutting tip. 	<ul style="list-style-type: none"> • Contact your Kennametal sales Representative for a full evaluation.
 <p>Broken Hub/Hub Failure</p>	<ul style="list-style-type: none"> • Worn-out block: lateral play. 	<ul style="list-style-type: none"> • Contact your Kennametal sales Representative for a full evaluation.
 <p>Retainer Failure</p>	<ul style="list-style-type: none"> • Worn-out block: lateral play. 	<ul style="list-style-type: none"> • Contact your Kennametal sales Representative for a full evaluation.
 <p>Sleeve Breakage</p>	<ul style="list-style-type: none"> • Hard cutting conditions. • Worn-out sleeves. 	<ul style="list-style-type: none"> • Contact your Kennametal sales Representative for a full evaluation.



EARTHWORKS

Underground Mining
Surface Mining
Construction

AEROSPACE & DEFENSE

Aerostructure
Aeroengines
Defense Applications

ENERGY

Oil & Gas
Power Generation
Chemical
Plastics

TRANSPORTATION

Automotive
Shipbuilding
Railroad
Heavy Vehicles

GENERAL ENGINEERING

Consumer/Household Goods
Industrial Goods
Medical
Tool, Die & Mould

Introduction — Foundation Drilling

At Kennametal, we attack foundation drilling with a simple and direct value proposition. The right cutting systems get the job done efficiently and last longer, and more uptime means more business.

Tooling may account for only a fraction of the project cost, but it has an enormous impact on overall production efficiency, quality, and value. The right tools are paramount in improving productivity, and the right partner is just as critical.

Kennametal products are the best in the business, so maximum productivity is realized day after day, year after year. Whether it's mining a pit, digging a trench, sinking foundations, or milling a road, Kennametal people and products strive to meet your needs for successful, safe, and long-lasting production.

Focus Industries:



Dams



Building Construction



Piling



Underground Parking



Energy



Transportation



Levees

Product Icons

	X Treatment		HF Treatment		Tool with Puller Groove
	Retainer: External		Retainer: Internal		High Productivity

Cutting Condition Icons

Icons	Cutting Conditions	Description	Rock Compressive Strength Range (MPa)	Other Possible Characteristics	Rock Type Examples
	Soil	Granular, cohesive, granular cohesion less soil depends upon percentage of silt and clay	—	No Plasticity/ Plasticity	Sand, Gravel, Clay, and Silt
	Light	Very-Soft to Soft, Poorly-Compacted, Highly-Weathered, Un-Stratified Rock	0–35		Soapstone, Shale, Lignite
	Medium	Soft to Medium-Hard, Weakly-Compacted, Moderately Weathered, Medium Bedded Rock	20–60		Limestone, Caliche, Bauxite, Anthracite, Marl (MudStone)
	Heavy	Medium-Hard to Hard, Moderately-Compacted, Slightly Weathered, Medium-Thickly Bedded Rock	50–100		Dolomite, Limestone
	Severe	Very Hard, Well-Compacted, Slightly Weathered, Thickly Bedded Rock	≥80		Granite, Basalt, Iron Ore (Hematite, Magnetite)
	Abrasive	Generally-High Mohs Index Scale High Wear Condition	—	Contains Feldspar, Quartz	Sandstone

















Block Selector

Catalogue Number	Order Number	Systems	38/30mm	25mm	22mm	20mm	19mm	14mm	13mm	11mm	KF
		Page(s)	20-33	34-41	42-56	58-69	70-79	80-90	80-90	80-90	92-125
C4B	1011578	31	•								
DS3830H	5601762	31	•								
C30	1012279	40		•							
C30-G	1132122	40		•							
C87B	1012275	54			•						
C87FD BLOCK	6012116	54			•						
SLB01 - G	1858587	55			•						
C10FD BLOCK	6012115	67				•					
C10H	1012280	67				•					
C10 BLOCK	1012278	68				•					
C3RB BLOCK	1886760	68				•					
C20	1012273	77					•				
C20FD BLOCK	6012114	78					•				
CMB6-L	1898353	88						•			
CMB6	1321008	88						•			
CMB4 BLOCK	1012281	89								•	
CMB5 BLOCK	5031028	89							•		
CJ2 H	1012369	101									•




Accessories Selector

		Internal Retainer		External Retainer		Installation/Removal Tools				Page(s)
		Retainers				Installation Tools		Removal Tools		
Systems	Retainer Type	Catalogue Number	Order Number	Catalogue Number	Order Number	Catalogue Number	Order Number	Catalogue Number	Order Number	
38/30mm	 	DSL R 1070 RETAINER CLIP	4131992	DS-59 HAMMER	6153849	DS PULLER	3882341			32-33
		DSL R 1070 RETAINER CLIP	4131992	DS-59 HAMMER	6153849	K150 PAD COATED PULLER	3043352			
		DSL R 1070 RETAINER CLIP	4131992	DS-59 HAMMER	6153849	KHP2 KMTL PUNCH	1012247			
	 	U75K	1011967	DS-59 HAMMER	6153849	DS PULLER	3882341			
		KR-112 BE RETAINER	4055765	KRP4 PLIER	1012047	KRP4 PLIER	1012047			
25mm	 	U40 RETAINER	1011973	-	-	C30HP/U40HP BIT PULLER ASSEM	1011982			41
		U40 RETAINER	1011973	-	-	U70 PAD COATED PULLER	3043394			
		U40 RETAINER	1011973	-	-	KHP2 KMTL PUNCH	1012247			
22mm		LR87D SP RETAINER	3518626	-	-	C123/U50 HAMMER PULLER	1012016			56
		LR87 RETAINER	1011935	-	-	C123/U50 HAMMER PULLER	1012016			
		LR87D SP RETAINER	3518626	-	-	KHP2 KMTL PUNCH	1012247			

(continued)

(continued)



Retainers				Installation/Removal Tools				Page(s)
Internal Retainer		External Retainer		Installation Tools		Removal Tools		
Systems	Retainer Type	Catalogue Number	Order Number	Catalogue Number	Order Number	Catalogue Number	Order Number	
22mm		LR87 RETAINER	1011935	—	—	KHP2 KMTL PUNCH	1012247	56
		SLR RETAINING RING	1817888	C21R REMOVER TOOL W/ GRIP	1012348	C21R REMOVER TOOL W/ GRIP	1012348	
20mm		C10 RETAINER	1011965	—	—	C123/U50 HAMMER PULLER	1012016	69
		LR76 RETAINER	1011942	—	—	C123/U50 HAMMER PULLER	1012016	
		C3R RETAINER	1012120	C21R REMOVER TOOL W/ GRIP	1012348	C21R REMOVER TOOL W/ GRIP	1012348	
19mm		U43K	1011978	—	—	C20/U43HP BIT PULLER ASSEM	1011984	79
		C21R RETAINER	1011961	C21R REMOVER TOOL W/ GRIP	1012348	C21R REMOVER TOOL W/ GRIP	1012348	





38/30mm Systems

Foundation Drilling Attachments: Wall Cutter, Bucket, and Auger

Kennametal designs cutting systems that provide both productivity and protection. By selecting the right tool at the onset of the job, we help you meet production goals and also protect your machinery from costly downtime. The cutting wheels of the **hydromill trench cutter** cut material and the slurry pump helps extract cut material. The right tool selection helps produce right-sized cut material (spoil), making it easier to process with.

Wall Cutter



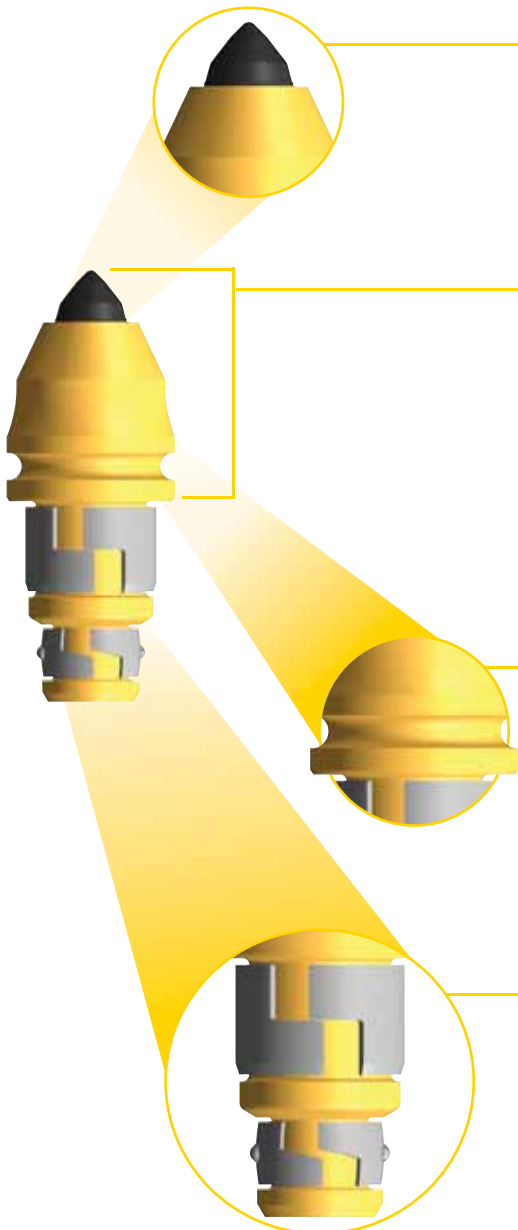
Bucket



Auger



NEW! DSDR-X Series



Narrow Bottom Carbide Tip

- Provides maximum combination of strength and wear resistance.

X Series

- Provides exceptionally durable bodies due to our proprietary hardness (throughout the entire head) for better wear protection.

Body

- Hardened steel alloy body for maximum strength. Four tools are available in standard 2.75" gage length.



Puller Groove

- Provides easier extraction of the tools.

Flanged Collar

- Provides block face protection and helps prevent shank breakage.



Dual Retainers

- Provide additional holding power in worn blocks while maintaining rotation.

Block Systems

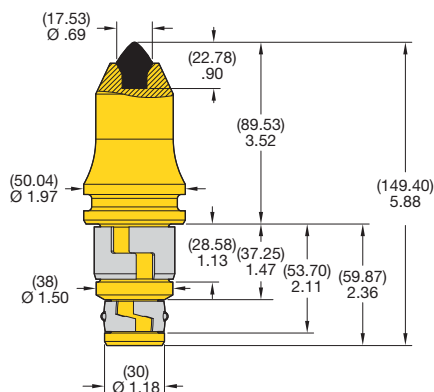
- Two unique designs for your application need.



DS-59 HAMMER

- Easy installation tool for DS-59 Series conicals.
- Safe and fast tool replacement.
- Reduces downtime.



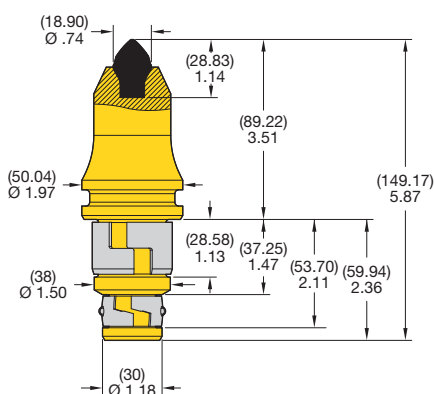


■ DS101DR X



order number	catalogue number	block	retainer	retainer
5380220	DS101DR X	C4/U43	DSL R 1070 RETAINER CLIP	U75K

NOTE: Conical includes retainer.
Block and additional retainers sold separately.



■ DS102DR X



order number	catalogue number	block	retainer	retainer
5380221	DS102DR X	C4/U43	DSL R 1070 RETAINER CLIP	U75K

NOTE: Conical includes retainer.
Block and additional retainers sold separately.

■ Packaging Information

order number	catalogue number	pieces per container	container weight (approximate)		pieces per pallet	pallet weight (approximate)	
			kg	lbs		kg	lbs
5380220	DS101DR X	10	12.4	27.4	500	621.4	1425
5380221	DS102DR X	10	12.3	27.2	500	616.9	1415

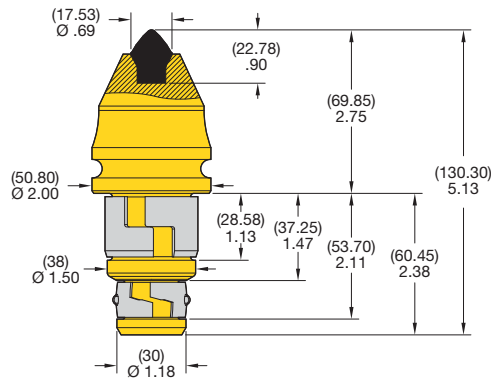
Dimensions shown in (millimetres) and inches.



38/30mm Systems

NEW!

DS103DR X

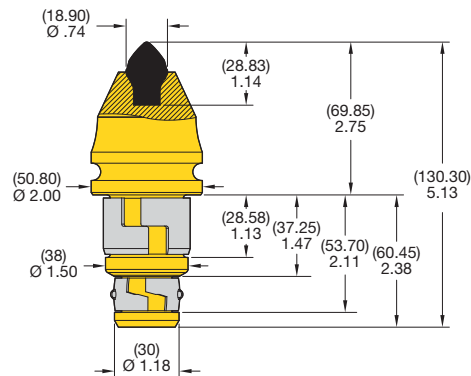


order number	catalogue number	block	retainer	retainer
5598218	DS103DR X	C4/U43	DSL R 1070 RETAINER CLIP	U75K

NOTE: Conical includes retainer.
Block and additional retainers sold separately.



DS104DR X



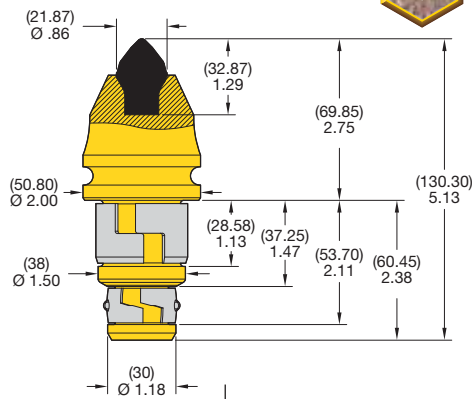
order number	catalogue number	block	retainer	retainer
5598219	DS104DR X	C4/U43	DSL R 1070 RETAINER CLIP	U75K

NOTE: Conical includes retainer.
Block and additional retainers sold separately.

Packaging Information

order number	catalogue number	pieces per container	container weight (approximate)		pieces per pallet	pallet weight (approximate)	
			kg	lbs		kg	lbs
5598218	DS103DR X	12	12.8	28.2	600	639.6	1460
5598219	DS104DR X	12	12.7	28.1	600	636.8	1460

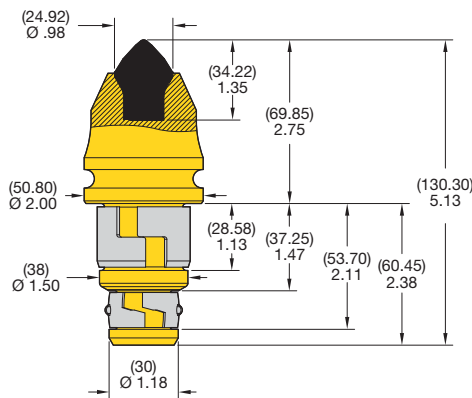
Dimensions shown in (millimetres) and inches.



■ DS105DR X

order number	catalogue number	block	retainer	retainer
5598260	DS105DR X	C4/U43	DSL R 1070 RETAINER CLIP	U75K

NOTE: Conical includes retainer.
Block and additional retainers sold separately.



■ DS106DR X

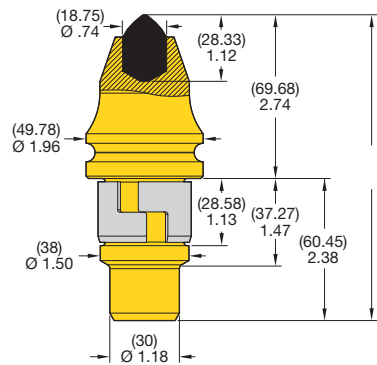
order number	catalogue number	block	retainer	retainer
5603304	DS106DR X	C4/U43	DSL R 1070 RETAINER CLIP	U75K

NOTE: Conical includes retainer.
Block and additional retainers sold separately.

■ Packaging Information

order number	catalogue number	pieces per container	container weight (approximate)		pieces per pallet	pallet weight (approximate)	
			kg	lbs		kg	lbs
5598260	DS105DR X	12	13.5	29.8	600	674.9	1488
5603304	DS106DR X	12	14.0	30.8	600	699.4	1590

Dimensions shown in (millimetres) and inches.



NEW!

■ DS01

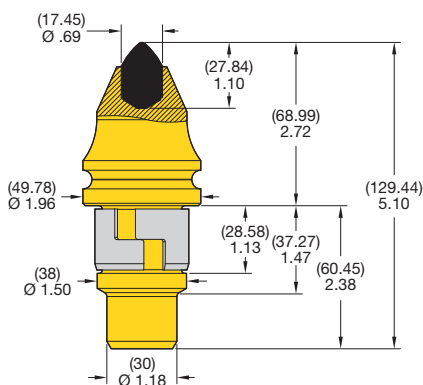
order number	catalogue number	block	retainer
1880696	DS01	C4/U43	DSLRL 1070 RETAINER CLIP

NOTE: Conical includes retainer.
Block and additional retainers sold separately.

■ Packaging Information

order number	catalogue number	pieces per container	container weight (approximate)		pieces per pallet	pallet weight (approximate)	
			kg	lbs		kg	lbs
1880696	DS01	12	13.2	29.0	600	658.6	1505

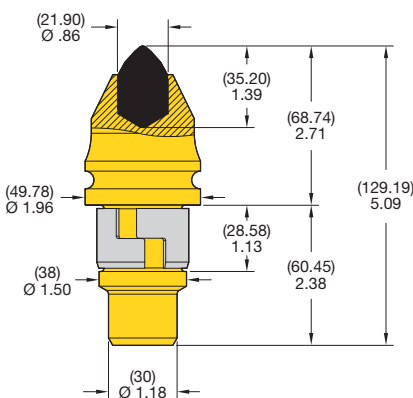
Dimensions shown in (millimetres) and inches.



■ DS04

order number	catalogue number	block	retainer
1918736	DS04	C4/U43	DSL R 1070 RETAINER CLIP

NOTE: Conical includes retainer.
Block and additional retainers sold separately.



■ DS05 X

order number	catalogue number	block	retainer
1918738	DS05 X	C4/U43	DSL R 1070 RETAINER CLIP

NOTE: Improved DS05 conical.
Conical includes retainer.
Block and additional retainers sold separately.

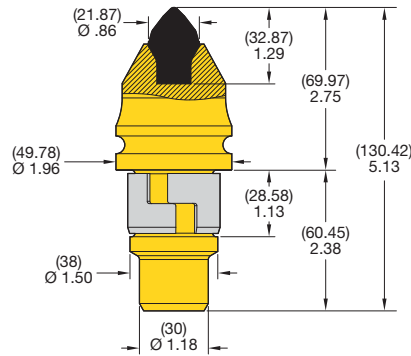
■ Packaging Information

order number	catalogue number	pieces per container	container weight (approximate)		pieces per pallet	pallet weight (approximate)	
			kg	lbs		kg	lbs
1918736	DS04	12	12.7	28.1	600	636.8	1465
1918738	DS05 X	12	13.6	29.9	600	677.7	1550

Dimensions shown in (millimetres) and inches.



38/30mm Systems

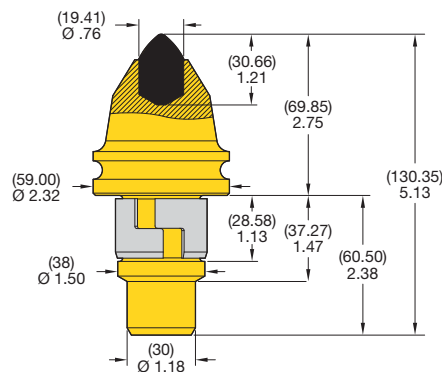


NEW!

■ DS05NB X

order number	catalogue number	block	retainer
4161113	DS05NB X	C4/U43	DSLRL 1070 RETAINER CLIP

NOTE: Conical includes retainer.
Block and additional retainers sold separately.



NEW!

■ DS01-59 X

order number	catalogue number	block	retainer
2878291	DS01-59 X	C4/U43	DSLRL 1070 RETAINER CLIP

NOTE: Conical includes retainer.
Block and additional retainers sold separately.

■ Packaging Information

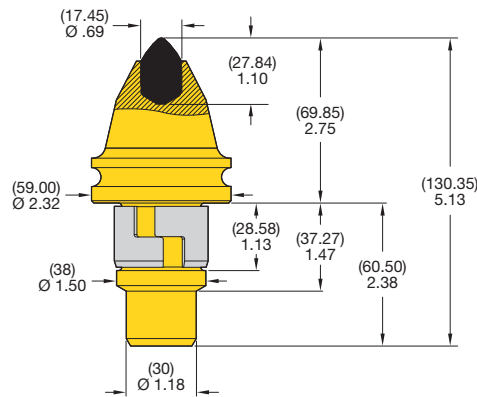
order number	catalogue number	pieces per container	container weight (approximate)		pieces per pallet	pallet weight (approximate)	
			kg	lbs		kg	lbs
4161113	DS05NB X	12	13.6	30.0	600	680.4	1500
2878291	DS01-59 X	12	15.5	34.1	600	775	1705

Dimensions shown in (millimetres) and inches.

38/30mm Systems



■ DS04-59 X

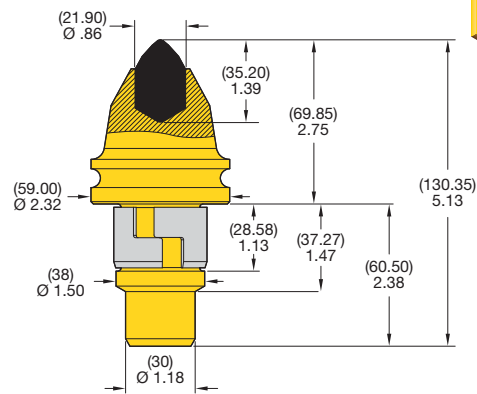


order number	catalogue number	block	retainer
2878333	DS04-59 X	C4/U43	DSL R 1070 RETAINER CLIP

NOTE: Conical includes retainer.
Block and additional retainers sold separately.



■ DS05-59 X



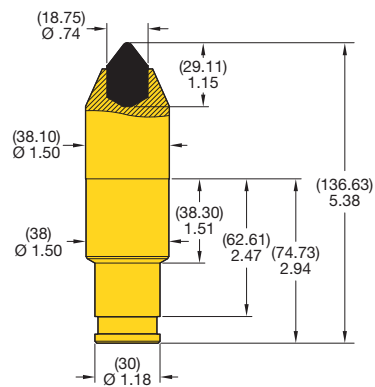
order number	catalogue number	block	retainer
2878292	DS05-59 X	C4/U43	DSL R 1070 RETAINER CLIP

NOTE: Conical includes retainer.
Block and additional retainers sold separately.

■ Packaging Information

order number	catalogue number	pieces per container	container weight (approximate)		pieces per pallet	pallet weight (approximate)	
			kg	lbs		kg	lbs
2878333	DS04-59 X	10	12.7	28.0	500	635	1400
2878292	DS05-59 X	12	15.8	34.9	600	790	1745

Dimensions shown in (millimetres) and inches.



■ C4

order number	catalogue number	block	retainer
1010761	C4	C4/U43	KR-112 BE RETAINER

NOTE: Conical includes retainer.
Block and additional retainers sold separately.

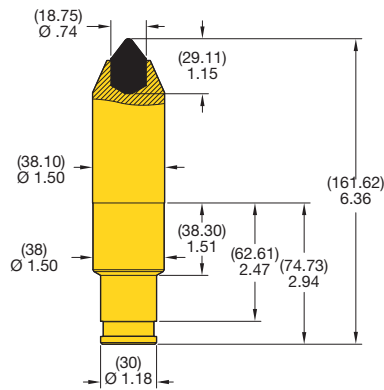
■ Packaging Information

order number	catalogue number	pieces per container	container weight (approximate)		pieces per pallet	pallet weight (approximate)	
			kg	lbs		kg	lbs
1010761	C4	15	14.6	32.1	750	728.0	1675

Dimensions shown in (millimetres) and inches.



38/30mm Systems



■ C4 1

order number	catalogue number	block	retainer
1010776	C4 1	C4/U43	KR-112 BE RETAINER

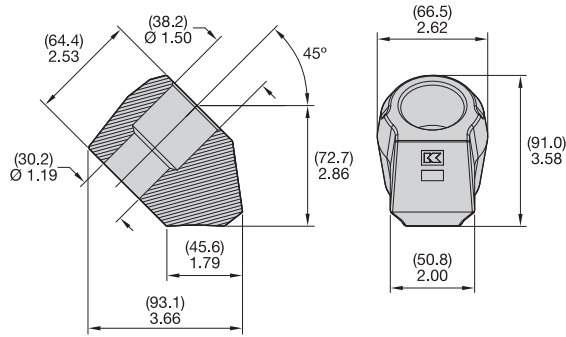
NOTE: Conical includes retainer.
Block and additional retainers sold separately.

■ Packaging Information

order number	catalogue number	pieces per container	container weight (approximate)		pieces per pallet	pallet weight (approximate)	
			kg	lbs		kg	lbs
1010776	C4 1	15	17.9	39.5	750	894.7	1973

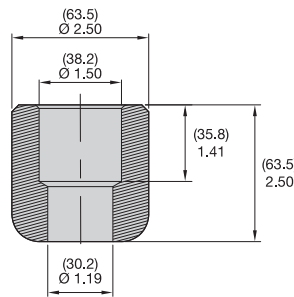
Dimensions shown in (millimetres) and inches.





C4B

order number	catalogue number
1011578	C4B



DS3830H

order number	catalogue number
5601762	DS3830H

Packaging Information

order number	catalogue number	pieces per container	container weight (approximate)		pieces per pallet	pallet weight (approximate)	
			kg	lbs		kg	lbs
1011578	C4B	8	12.9	28.4	400	644.3	1490
5601762	DS3830H	10	10.6	23.3	500	528.4	1235

Dimensions shown in (millimetres) and inches.



■ U75K



order number	catalogue number
1011967	U75K

■ DSLR 1070 RETAINER CLIP



order number	catalogue number
4131992	DSL R 1070 RETAINER CLIP

■ DS PULLER



order number	catalogue number
3882341	DS PULLER

■ DS-59 HAMMER




order number	catalogue number
6153849	DS-59 HAMMER

■ K150 PAD COATED PULLER



order number	catalogue number
3043352	K150 PAD COATED PULLER

■ KHP2 KMTL PUNCH



order number	catalogue number
1012247	KHP2 KMTL PUNCH

■ KR-112 BE RETAINER



order number	catalogue number
4055765	KR-112 BE RETAINER

■ KRP4 PLIER

- Used on external snap rings.
- Heavy duty.



order number	catalogue number
1012047	KRP4 PLIER

■ DSLR-D RETAINER CLIP



order number	catalogue number
5032127	DSL-R-D RETAINER CLIP






25mm Systems

Foundation Drilling Attachments: Auger, Bucket, and Core Barrel


Kennametal cutting systems can be used in a wide range of foundation drilling attachments and geotechnical conditions. When drilling with an **auger** in soil or rock cutting conditions, Kennametal offers a wide range of products that maximise productivity, minimise wear, and boost overall performance.



Auger

Core Barrel

NEW! FD25-X Series Tools



Narrow Bottom Carbide Tip

- Provides maximum combination of strength and wear resistance.

X Series

- Provides exceptionally durable bodies due to our proprietary hardness (throughout the entire head) for better wear protection.

Body

- Hardened steel alloy body for maximum strength. Two tools are available in standard 2.5" gage length.

Wide Collar


- Provides increased block face protection.



Retainer

- Provides holding power in worn blocks while maintaining rotation.

Bucket

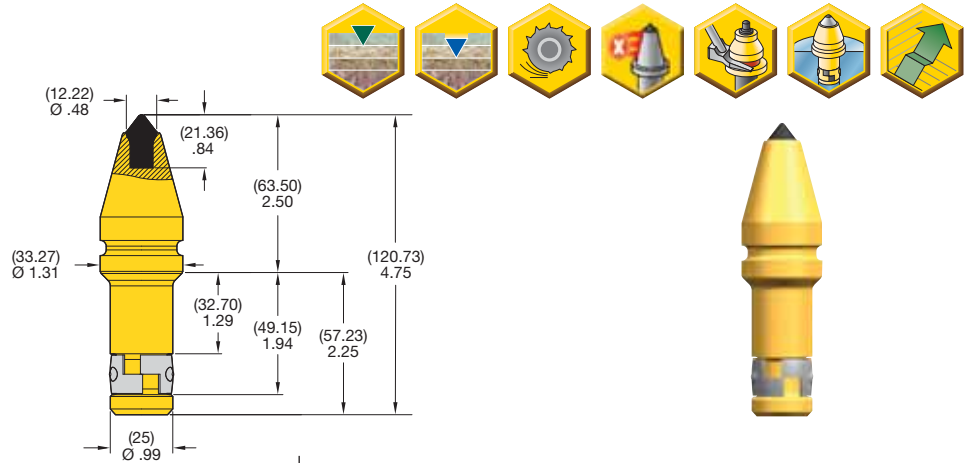




25mm Systems



FD25-12.5-X

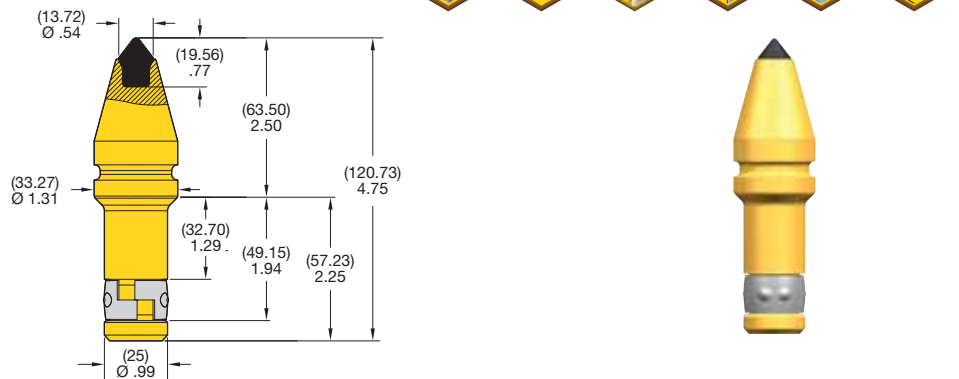


order number	catalogue number	block	retainer
5619993	FD25-12.5-X	C30	U40 RETAINER

NOTE: Improved C31HD conical.
Conical includes retainer.
Block and additional retainers sold separately.



FD25-14-X



order number	catalogue number	block	retainer
5619994	FD25-14-X	C30	U40 RETAINER

NOTE: Conical includes retainer.
Block and additional retainers sold separately.

Packaging Information

order number	catalogue number	pieces per container	container weight (approximate)		pieces per pallet	pallet weight (approximate)	
			kg	lbs		kg	lbs
5619993	FD25-12.5-X	25	12.2	27.0	1250	612.3	1350
5619994	FD25-14-X	25	12.4	27.3	1250	618.0	1362

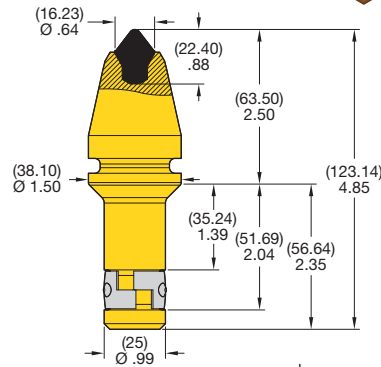
Dimensions shown in (millimetres) and inches.



25mm Systems

NEW!

■ **FD25-16-X**

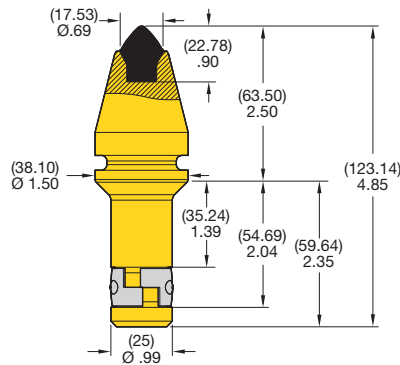


order number	catalogue number	block	retainer
5619995	FD25-16-X	C30	U40 RETAINER

NOTE: Conical includes retainer.
Block and additional retainers sold separately.

NEW!

■ **FD25-17.5-X**



order number	catalogue number	block	retainer
5619996	FD25-17.5-X	C30	U40 RETAINER

NOTE: Conical includes retainer.
Block and additional retainers sold separately.

■ **Packaging Information**

order number	catalogue number	pieces per container	container weight (approximate)		pieces per pallet	pallet weight (approximate)	
			kg	lbs		kg	lbs
5619995	FD25-16-X	25	15.1	33.3	1250	754.1	1663
5619996	FD25-17.5-X	25	15.4	34.0	1250	771.1	1700

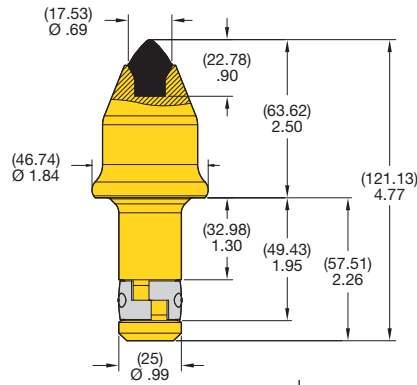
Dimensions shown in (millimetres) and inches.



25mm Systems



FD25W-17.5-X

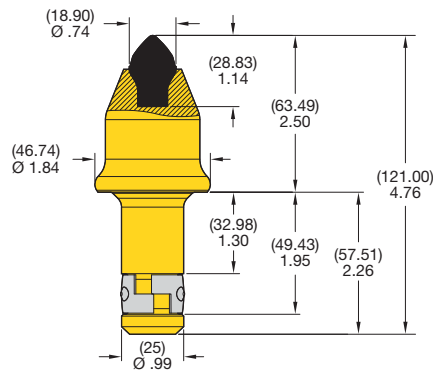


order number	catalogue number	block	retainer
5619998	FD25W-17.5-X	C30	U40 RETAINER

NOTE: Conical includes retainer.
Block and additional retainers sold separately.



FD25W-19-X



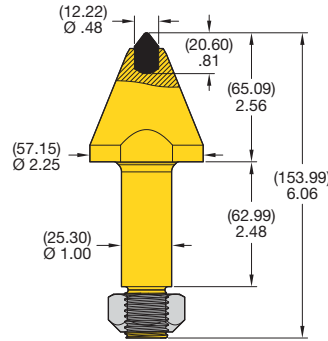
order number	catalogue number	block	retainer
5619997	FD25W-19-X	C30	U40 RETAINER

NOTE: Conical includes retainer.
Block and additional retainers sold separately.

■ Packaging Information

order number	catalogue number	pieces per container	container weight (approximate)		pieces per pallet	pallet weight (approximate)	
			kg	lbs		kg	lbs
5619998	FD25W-17.5-X	20	13.1	28.8	1000	653.2	1510
5619997	FD25W-19-X	20	13.2	29.2	1000	662.2	1460

Dimensions shown in (millimetres) and inches.



25mm Systems

■ **C31PMHD 7/8 THD**

order number	catalogue number	block	retainer
3996283	C31PMHD 7/8 THD	C30	C-3T

NOTE: Conical includes retainer.
Block and additional retainers sold separately.

■ **Packaging Information**

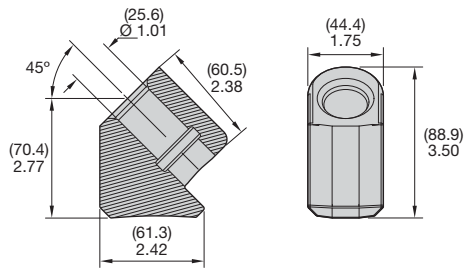
order number	catalogue number	pieces per container	container weight (approximate)		pieces per pallet	pallet weight (approximate)	
			kg	lbs		kg	lbs
3996283	C31PMHD 7/8 THD	10	10.3	22.7	500	514.8	1135

Dimensions shown in (millimetres) and inches.



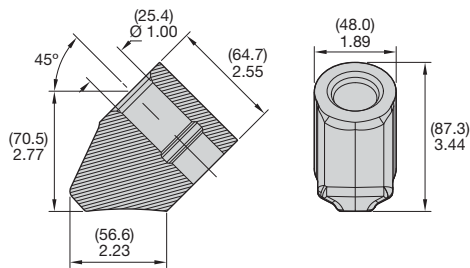


25mm Systems



■ C30

order number	catalogue number
1012279	C30



■ C30-G

order number	catalogue number
1132122	C30-G

■ Packaging Information

order number	catalogue number	pieces per container	container weight (approximate)		pieces per pallet	pallet weight (approximate)	
			kg	lbs		kg	lbs
1012279	C30	12	14.0	31.0	600	702.2	1605
1132122	C30-G	15	19.7	43.5	540	741.6	1635


Dimensions shown in (millimetres) and inches.

■ U40 RETAINER




order number	catalogue number
1011973	U40 RETAINER

■ KHP2 KMTL PUNCH



order number	catalogue number
1012247	KHP2 KMTL PUNCH

■ C30HP/U40HP BIT PULLER ASSEM




order number	catalogue number
1011982	C30HP/U40HP BIT PULLER ASSEM

■ U70 PAD COATED PULLER



order number	catalogue number
3043394	U70 PAD COATED PULLER

■ 7/8-9 GD C T/L NUT



order number	catalogue number
3561609	7/8-9 GD C T/L NUT




22mm Systems

Foundation Drilling Attachments: Auger, Bucket, and Core Barrel

Don't let the name fool you — **buckets** can drill in cohesive soil to medium hard rock conditions below groundwater levels. Kennametal offers tooling for different bucket designs, which can tackle tough cutting conditions in a cost-effective way.

Auger




Bucket




Core Barrel




Conicals



- SD Series dimpled LR retainers provide additional hold power in blocks with internal grooves.



- SLR Retaining Ring — proven external retainer system.



Narrow Bottom (NB) Tips — Unique Design to Maximise Cutting Capabilities

- Superior strength by providing maximum steel support and longer sharp profile life.
- Combines abrasive resistance of a cap tip and impact resistance of a plug tip.
- Triple-angle carbide insert for hard conditions.
- SD Series — with dimpled long retainer.

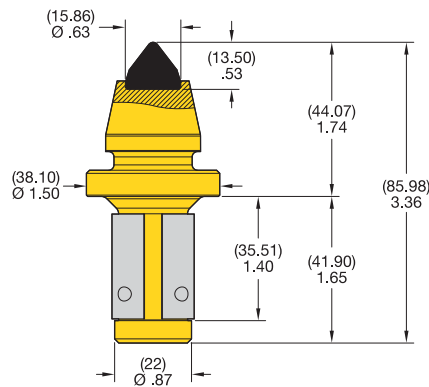

Block Systems



- The SLB01 block is ideal for challenging foundation drilling applications.
- Increased height for clearance of externally retained tools.
- Larger footprint for increased weld strength and stability.

SD Series — with Dimpled Long Retainer

Dimpled LR retainer provides additional holding power in blocks with internal grooves.



■ SD02

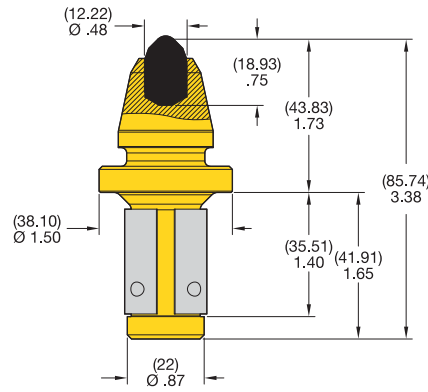
order number	catalogue number	block	retainer
2504868	SD02	SLB01 - G	LR87D SP RETAINER

NOTE: Conical includes retainer.
Block and additional retainers sold separately.

■ Packaging Information

order number	catalogue number	pieces per container	container weight (approximate)		pieces per pallet	pallet weight (approximate)	
			kg	lbs		kg	lbs
2504868	SD02	50	15.0	33.0	2,500	750	1650

Dimensions shown in (millimetres) and inches.



■ SD06

order number	catalogue number	block	retainer
2504867	SD06	C87FD	LR87D SP RETAINER

NOTE: Conical includes retainer.
Block and additional retainers sold separately.

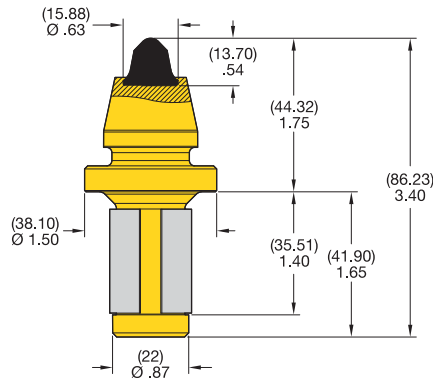
■ Packaging Information

order number	catalogue number	pieces per container	container weight (approximate)		pieces per pallet	pallet weight (approximate)	
			kg	lbs		kg	lbs
2504867	SD06	50	15.5	34.0	2,500	775	1700

Dimensions shown in (millimetres) and inches.



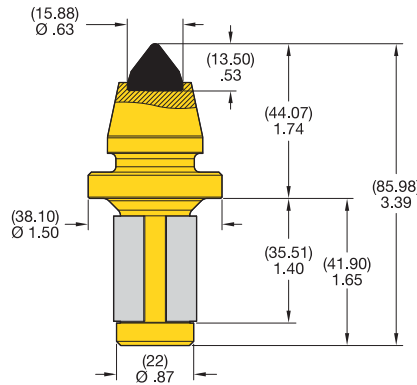
22mm Systems



SM01

order number	catalogue number	block	retainer
1010860	SM01	C87FD	LR87 RETAINER

NOTE: Conical includes retainer.
Block and additional retainers sold separately.



SM02

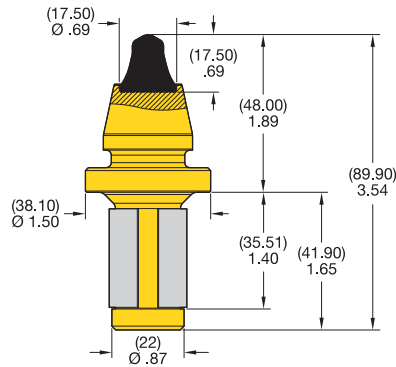
order number	catalogue number	block	retainer
1010817	SM02	C87FD	LR87 RETAINER

NOTE: Conical includes retainer.
Block and additional retainers sold separately.

Packaging Information

order number	catalogue number	pieces per container	container weight (approximate)		pieces per pallet	pallet weight (approximate)	
			kg	lbs		kg	lbs
1010860	SM01	50	15.0	33.0	2,500	750	1650
1010817	SM02	50	15.0	33.0	2,500	750	1650

Dimensions shown in (millimetres) and inches.

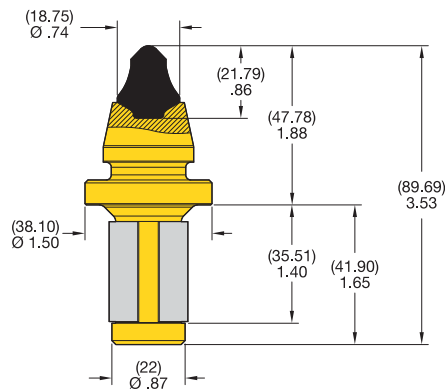


■ SM03

order number	catalogue number	block	retainer
1010887	SM03	C87FD	LR87 RETAINER

NOTE: Conical includes retainer.
Block and additional retainers sold separately.

22mm Systems



■ SM04

order number	catalogue number	block	retainer
1317495	SM04	C87FD	LR87 RETAINER

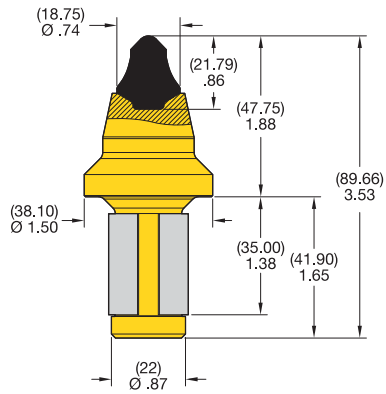
NOTE: Conical includes retainer.
Block and additional retainers sold separately.

■ Packaging Information

order number	catalogue number	pieces per container	container weight (approximate)		pieces per pallet	pallet weight (approximate)	
			kg	lbs		kg	lbs
1010887	SM03	50	15.5	34.0	2,500	775	1700
1317495	SM04	50	15.5	34.5	2,500	775	1725

Dimensions shown in (millimetres) and inches.

22mm Systems



SM07

order number	catalogue number	block	retainer
2274671	SM07	C87FD	LR87 RETAINER

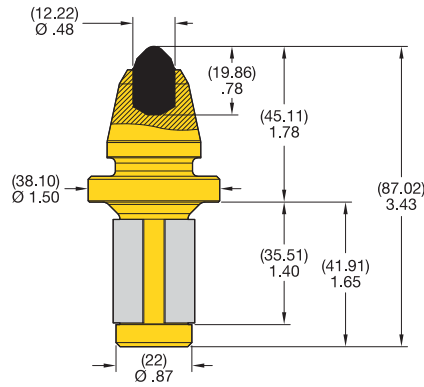
NOTE: Conical includes retainer.
Block and additional retainers sold separately.

Packaging Information

order number	catalogue number	pieces per container	container weight (approximate)		pieces per pallet	pallet weight (approximate)	
			kg	lbs		kg	lbs
2274671	SM07	50	16.5	36.0	2,500	825	1800

Dimensions shown in (millimetres) and inches.





22mm Systems

■ **SM06**

order number	catalogue number	block	retainer
1010815	SM06	C87FD	LR87 RETAINER

NOTE: Conical includes retainer.
Block and additional retainers sold separately.

■ **Packaging Information**

order number	catalogue number	pieces per container	container weight (approximate)		pieces per pallet	pallet weight (approximate)	
			kg	lbs		kg	lbs
1010815	SM06	50	14.5	34.0	2,500	725	1700

Dimensions shown in (millimetres) and inches.

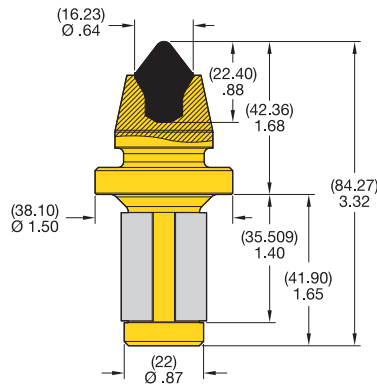




SM Series — Unique Design to Maximise Cutting Capabilities

Narrow Bottom (NB) Tips

- Superior strength by providing maximum steel support and longer sharp profile life.
- Combines abrasive resistance of a cap tip and impact resistance of a plug tip.
- Triple-angle carbide insert for hard conditions.



SM09

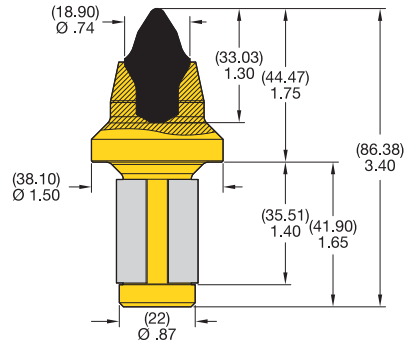
order number	catalogue number	block	retainer
4143706	SM09	C87FD	LR87 RETAINER

NOTE: Conical includes retainer.
Block and additional retainers sold separately.

Packaging Information

order number	catalogue number	pieces per container	container weight (approximate)		pieces per pallet	pallet weight (approximate)	
			kg	lbs		kg	lbs
4143706	SM09	50	15.0	33.5	2,500	750	1675

Dimensions shown in (millimetres) and inches.



22mm Systems

■ SM08



order number	catalogue number	block	retainer
3663476	SM08	C87FD	LR87 RETAINER

NOTE: Conical includes retainer.
Block and additional retainers sold separately.

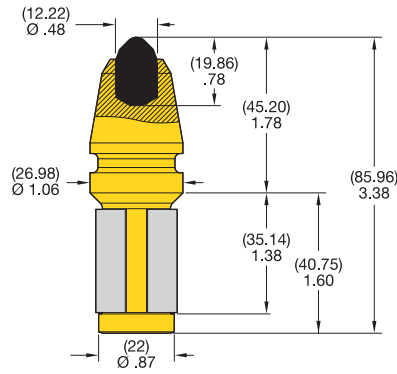
■ Packaging Information

order number	catalogue number	pieces per container	container weight (approximate)		pieces per pallet	pallet weight (approximate)	
			kg	lbs		kg	lbs
3663476	SM08	50	16.5	36.0	2,500	825	1800

Dimensions shown in (millimetres) and inches.

22mm Systems

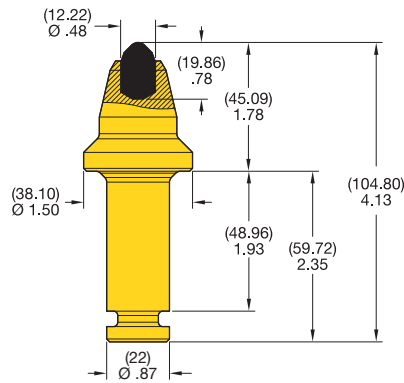
■ **SL04**



order number	catalogue number	block	retainer
1010795	SL04	C87FD	LR87 RETAINER

NOTE: Conical includes retainer.
Block and additional retainers sold separately.

■ **SL07**



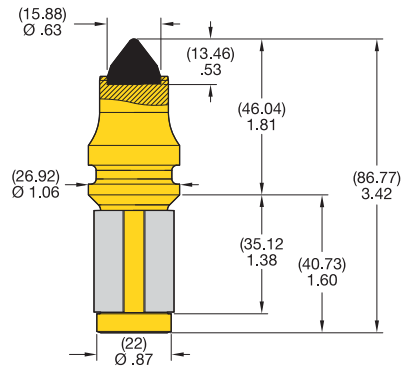
order number	catalogue number	block	retainer
1809484	SL07	SLB01 - G	SLR RETAINING RING

NOTE: Conical includes retainer.
Block and additional retainers sold separately.

■ **Packaging Information**

order number	catalogue number	pieces per container	container weight (approximate)		pieces per pallet	pallet weight (approximate)	
			kg	lbs		kg	lbs
1010795	SL04	60	16.2	36.0	3,000	810	1800
1809484	SL07	40	15.2	33.6	2,000	760	1680

Dimensions shown in (millimetres) and inches.



■ **SL02**

order number	catalogue number	block	retainer
1010797	SL02	C87FD	LR87 RETAINER

NOTE: Conical includes retainer.
Block and additional retainers sold separately.

■ **Packaging Information**

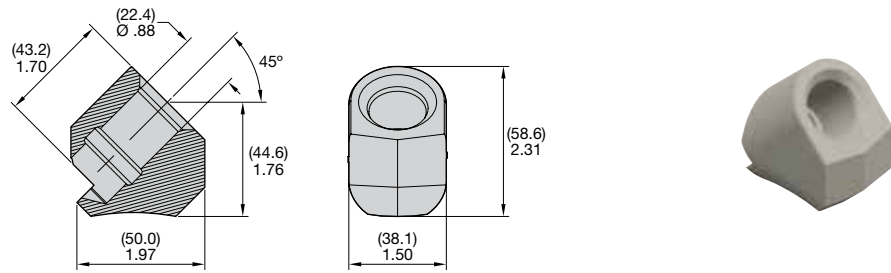
order number	catalogue number	pieces per container	container weight (approximate)		pieces per pallet	pallet weight (approximate)	
			kg	lbs		kg	lbs
1010797	SL02	70	17.5	39.2	3,500	875	1960

Dimensions shown in (millimetres) and inches.



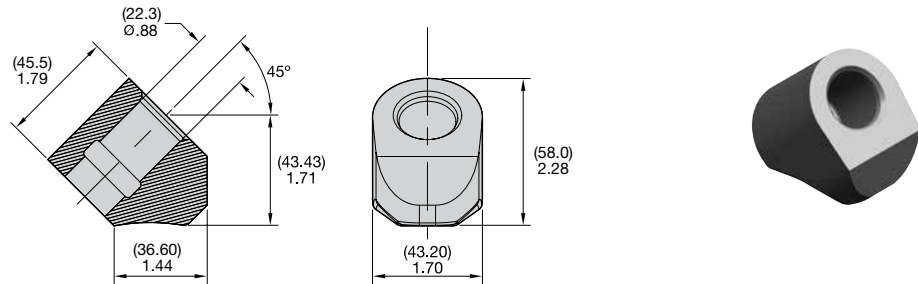


22mm Systems



■ C87B

order number	catalogue number
1012275	C87B



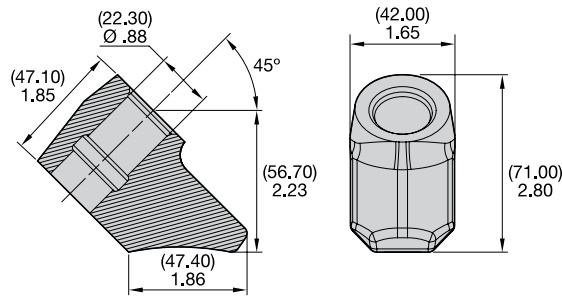
■ C87FD Block

order number	catalogue number
6012116	C87FD BLOCK

■ Packaging Information

order number	catalogue number	pieces per container	container weight (approximate)		pieces per pallet	pallet weight (approximate)	
			kg	lbs		kg	lbs
1012275	C87B	25	10.89	24	1250	544.5	1200
6012116	C87FD BLOCK	25	12.59	27.75	1250	629.5	1388

Dimensions shown in (millimetres) and inches.



22mm Systems

■ **SLB01 - G**

order number	catalogue number
1858587	SLB01 - G

■ **Packaging Information**

order number	catalogue number	pieces per container	container weight (approximate)		pieces per pallet	pallet weight (approximate)	
			kg	lbs		kg	lbs
1858587	SLB01 - G	20	12.70	28	1000	635	1400

Dimensions shown in (millimetres) and inches.




22mm Systems

■ LR87D SP RETAINER




order number	catalogue number
3518626	LR87D SP RETAINER

■ LR87 RETAINER




order number	catalogue number
1011935	LR87 RETAINER

■ C123/U50 HAMMER PULLER



order number	catalogue number
1012016	C123/U50 HAMMER PULLER

■ KHP2 KMTL PUNCH



order number	catalogue number
1012247	KHP2 KMTL PUNCH

■ SLR RETAINING RING



order number	catalogue number
1817888	SLR RETAINING RING

■ C21R REMOVER TOOL W/GRIP



order number	catalogue number
1012348	C21R REMOVER TOOL W/ GRIP







20mm Systems

Foundation Drilling Attachments: Bucket and Core Barrel

Whether you are cutting concrete or hard rock, you want tooling that provides the highest productivity across every **core barrel** drilling job. Kennametal offers various cutting systems to fit your core barrel cutting ring design. Our cutting systems make the most of your investment, offering higher efficiency and productivity year after year.



Conicals

Our RL09, RL10, and RS17 conicals feature:

- Solid carbide tips in three different styles for better penetration and higher impact strength in soft to hard cutting conditions.



Cap Tip



Plug Tip



Narrow Bottom




- Extra-wide collar for superb block face protection.
- Puller groove for easier conical removal.

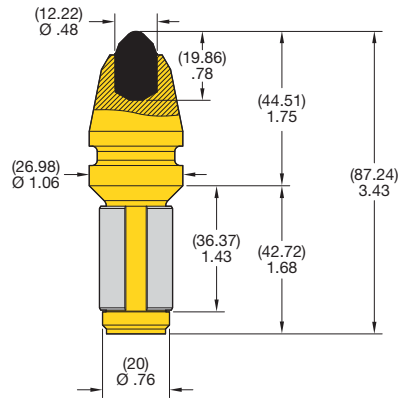
- Dimpled retainer provides excellent holding power in the block.

Blocks

Our blocks are ideal for challenging foundation drilling applications and feature:

- Increased height for clearance of externally retained tools.
- Larger footprint for increased weld strength and stability.

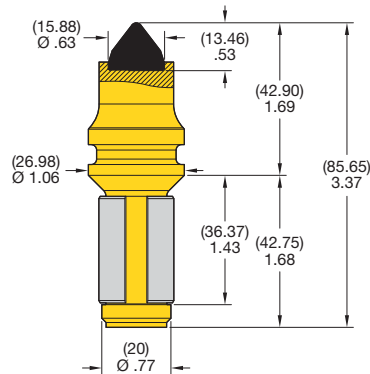




RL07

order number	catalogue number	block	retainer
1010782	RL07	C3RB	LR76 RETAINER

NOTE: Conical includes retainer.
Block and additional retainers sold separately.



RL08

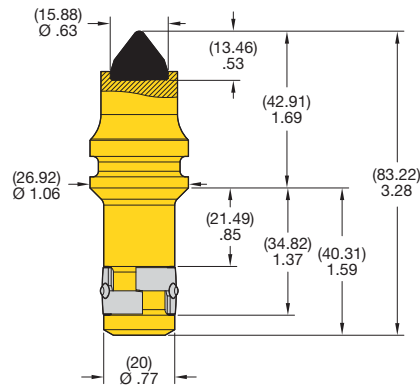
order number	catalogue number	block	retainer
1010767	RL08	C3RB	LR76 RETAINER

NOTE: Conical includes retainer.
Block and additional retainers sold separately.

Packaging Information

order number	catalogue number	pieces per container	container weight (approximate)		pieces per pallet	pallet weight (approximate)	
			kg	lbs		kg	lbs
1010782	RL07	70	17.1	37.8	3500	857.3	1890
1010767	RL08	75	16.3	36.0	3750	816.5	1800

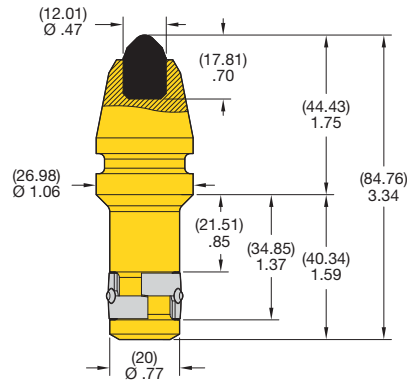
Dimensions shown in (millimetres) and inches.



■ RL09

order number	catalogue number	block	retainer
1010770	RL09	C10FD	C10 RETAINER

NOTE: Conical includes retainer.
Block and additional retainers sold separately.



■ RL10

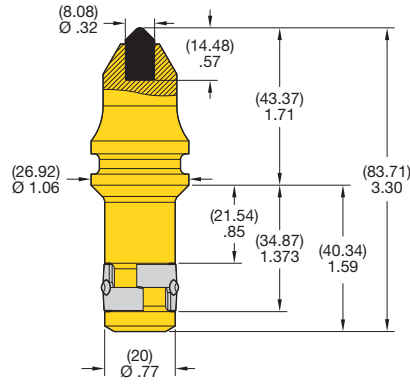
order number	catalogue number	block	retainer
1010784	RL10	C10FD	C10 RETAINER

NOTE: Conical includes retainer.
Block and additional retainers sold separately.

■ Packaging Information

order number	catalogue number	pieces per container	container weight (approximate)		pieces per pallet	pallet weight (approximate)	
			kg	lbs		kg	lbs
1010770	RL09	75	15.6	34.5	3750	782.4	1725
1010784	RL10	75	17.3	38.3	3750	867.5	1913

Dimensions shown in (millimetres) and inches.



RL11

order number	catalogue number	block	retainer
1010772	RL11	C10FD	C10 RETAINER

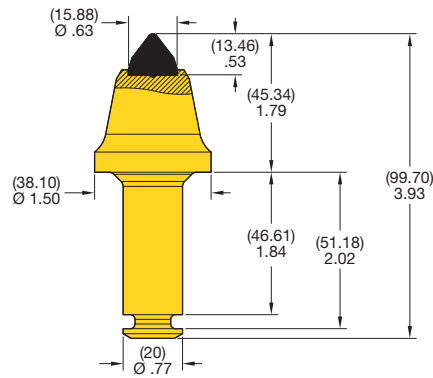
NOTE: Conical includes retainer.
Block and additional retainers sold separately.

Packaging Information

order number	catalogue number	pieces per container	container weight (approximate)		pieces per pallet	pallet weight (approximate)	
			kg	lbs		kg	lbs
1010772	RL11	75	15.0	33.0	3750	748.4	1650

Dimensions shown in (millimetres) and inches.





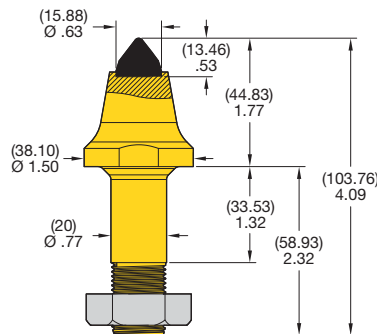
■ C3R

order number	catalogue number	block	retainer
1010910	C3R	C3RB	C3R Retainer

NOTE: Conical includes retainer.
Block and additional retainers sold separately.



20mm Systems



■ C 3T

order number	catalogue number	block	retainer
1010734	C 3T	C3RB	3/4 16UNF NUT

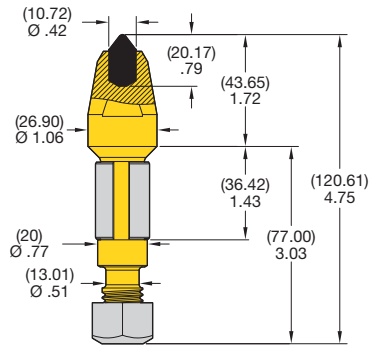
NOTE: Conical includes retainer.
Block and additional retainers sold separately.



■ Packaging Information

order number	catalogue number	pieces per container	container weight (approximate)		pieces per pallet	pallet weight (approximate)	
			kg	lbs		kg	lbs
1010910	C3R	40	13.4	29.6	2000	671.3	1480
1010734	C 3T	30	10.5	23.1	1500	523.9	1155

Dimensions shown in (millimetres) and inches.



20mm Systems

C1LRT

order number	catalogue number	block	retainer
1010978	C1LRT	C3RB	LR76 RETAINER

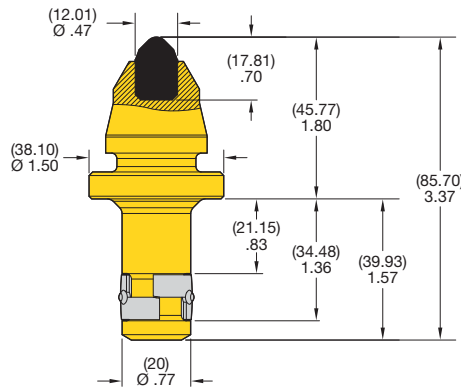
NOTE: Conical includes retainer.
Block and additional retainers sold separately.

Packaging Information

order number	catalogue number	pieces per container	container weight (approximate)		pieces per pallet	pallet weight (approximate)	
			kg	lbs		kg	lbs
1010978	C1LRT	40	12.3	27.2	2000	616.9	1360

Dimensions shown in (millimetres) and inches.

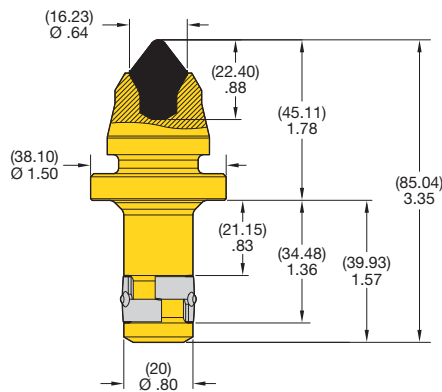




■ RS16

order number	catalogue number	block	retainer
1156102	RS16	C10FD	C10 RETAINER

NOTE: Conical includes retainer.
Block and additional retainers sold separately.



■ RS17

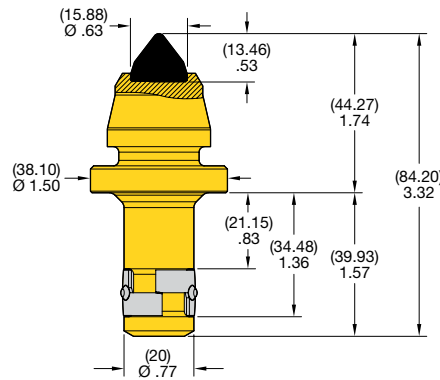
order number	catalogue number	block	retainer
1156107	RS17	C10FD	C10 RETAINER

NOTE: Conical includes retainer.
Block and additional retainers sold separately.

■ Packaging Information

order number	catalogue number	pieces per container	container weight (approximate)		pieces per pallet	pallet weight (approximate)	
			kg	lbs		kg	lbs
1156102	RS16	70	19.7	43.4	2800	787.4	1815
1156107	RS17	50	14.1	31.0	2000	562.5	1240

Dimensions shown in (millimetres) and inches.

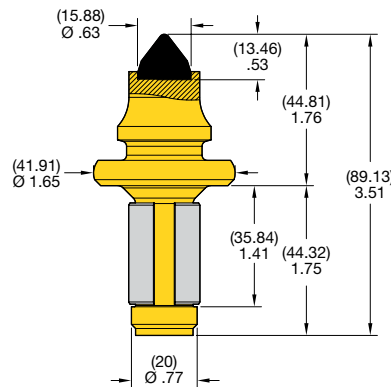


RS18

order number	catalogue number	block	retainer
1107032	RS18	C10FD	C10 RETAINER

NOTE: Conical includes retainer.
Block and additional retainers sold separately.

20mm Systems



RS20

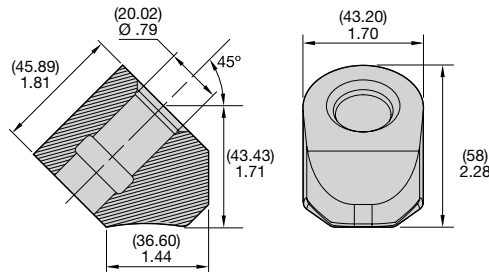
order number	catalogue number	block	retainer
1010974	RS20	C3RB	LR76 RETAINER

NOTE: Conical includes retainer.
Block and additional retainers sold separately.

Packaging Information

order number	catalogue number	pieces per container	container weight (approximate)		pieces per pallet	pallet weight (approximate)	
			kg	lbs		kg	lbs
1107032	RS18	70	19.1	42.0	2800	762.0	1750
1010974	RS20	70	19.4	42.7	2800	774.7	1780

Dimensions shown in (millimetres) and inches.

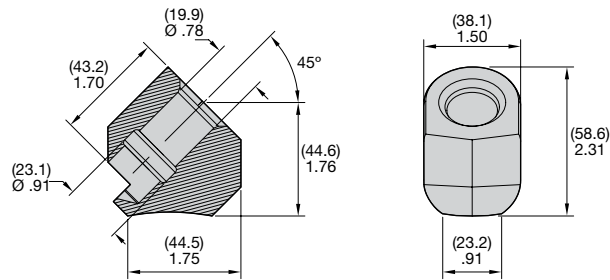


NEW!

■ C10FD Block

order number	catalogue number
6012115	C10FD BLOCK

NOTE: Conical includes retainer.
Block and additional retainers sold separately.



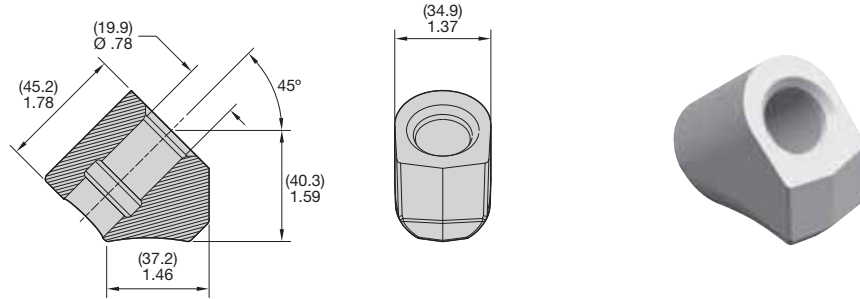
■ C10H

order number	catalogue number
1012280	C10H

■ Packaging Information

order number	catalogue number	pieces per container	container weight (approximate)		pieces per pallet	pallet weight (approximate)	
			kg	lbs		kg	lbs
6012115	C10FD BLOCK	25	13.0	28.8	1250	652.0	1438
1012280	C10H	35	15.6	34.3	1750	777.9	1715

Dimensions shown in (millimetres) and inches.

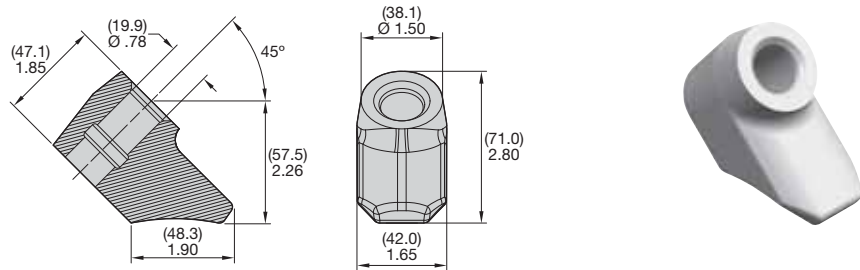


■ C10 BLOCK

order number	catalogue number
1012278	C10 BLOCK

NOTE: Conical includes retainer.
Block and additional retainers sold separately.

20mm Systems



■ C3RB BLOCK

order number	catalogue number
1886760	C3RB BLOCK

NOTE: Conical includes retainer.
Block and additional retainers sold separately.

■ Packaging Information

order number	catalogue number	pieces per container	container weight (approximate)		pieces per pallet	pallet weight (approximate)	
			kg	lbs		kg	lbs
1012278	C10 BLOCK	35	12.9	28.4	1750	643.0	1417
1886760	C3RB BLOCK	20	13.4	29.6	1000	671.8	1550

Dimensions shown in (millimetres) and inches.

■ 3/4 16UNF NUT



order number	catalogue number
1011884	3/4 16UNF NUT

■ M16 X 2 STOVER LOCK NUT



order number	catalogue number
1080452	M16 X 2 STOVER LOCK NUT

■ C10 RETAINER



order number	catalogue number
1011965	C10 RETAINER

■ C123/U50 HAMMER PULLER




order number	catalogue number
1012016	C123/U50 HAMMER PULLER

■ C3R RETAINER



order number	catalogue number
1012120	C3R RETAINER

■ C21R REMOVER TOOL W/GRIP



order number	catalogue number
1012348	C21R REMOVER TOOL W/ GRIP

■ LR76 RETAINER



order number	catalogue number
1011942	LR76 RETAINER


20mm Systems



19mm Systems

Foundation Drilling Attachments: Bucket and Core Barrel

You want tools that provide high productivity across every foundation drilling job. Kennametal offers various cutting systems to fit your **core barrel** cutting design. Our cutting systems make the most of your investment, offering higher efficiency and productivity year after year.



Bucket



Core Barrel

Conicals

Our C21F and C21FHD conicals feature:

- Solid carbide tips in two different styles for better penetration and higher impact strength in soft to hard cutting conditions.



Narrow Bottom



Plug Tip




- Extra-wide collar for superb block face protection.
- Puller groove for easier conical removal.

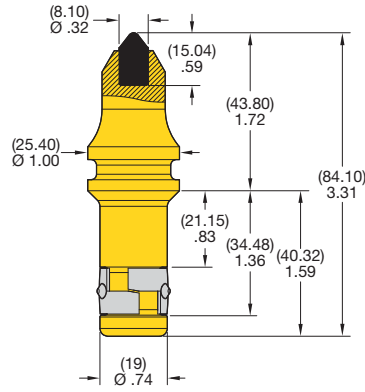
- Dimpled retainer provides excellent holding power in the block.

Blocks

Our blocks are ideal for challenging foundation drilling applications and feature:

- Increased height for clearance of externally retained tools.
- Larger footprint for increased weld strength and stability.





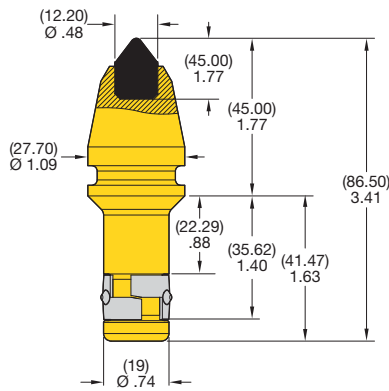
C21



order number	catalogue number	block	retainer
1010748	C21	C20/U43NS	U43K

NOTE: Conical includes retainer.
Block and additional retainers sold separately.

19mm Systems



C21HD



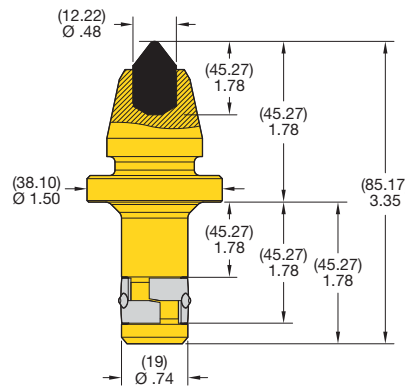
order number	catalogue number	block	retainer
1010789	C21HD	C20/U43NS	U43K

NOTE: Conical includes retainer.
Block and additional retainers sold separately.

Packaging Information

order number	catalogue number	pieces per container	container weight (approximate)		pieces per pallet	pallet weight (approximate)	
			kg	lbs		kg	lbs
1010748	C21	75	13.6	30.0	3750	680.4	1500
1010789	C21HD	75	17.0	37.5	3750	850.5	1945

Dimensions shown in (millimetres) and inches.



■ **C21F HD**

order number	catalogue number	block	retainer
5169340	C21F HD	C20/U43NS	U43K

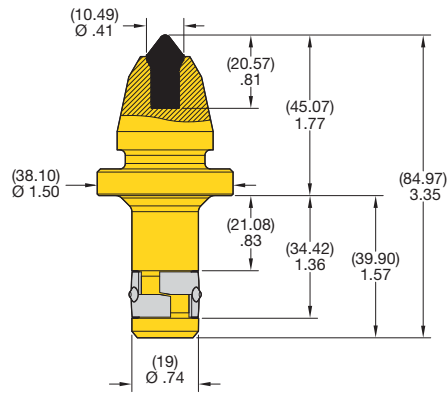
NOTE: Conical includes retainer.
Block and additional retainers sold separately.

■ **Packaging Information**

order number	catalogue number	pieces per container	container weight (approximate)		pieces per pallet	pallet weight (approximate)	
			kg	lbs		kg	lbs
5169340	C21F HD	50	13.2	29.0	2500	657.7	1520

Dimensions shown in (millimetres) and inches.





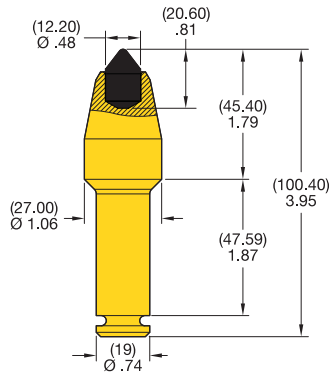
■ C21F 11NB



order number	catalogue number	block	retainer
1253937	C21F 11NB	C20/U43NS	U43K

NOTE: Conical includes retainer.
Block and additional retainers sold separately.

19mm Systems



■ C21RHD



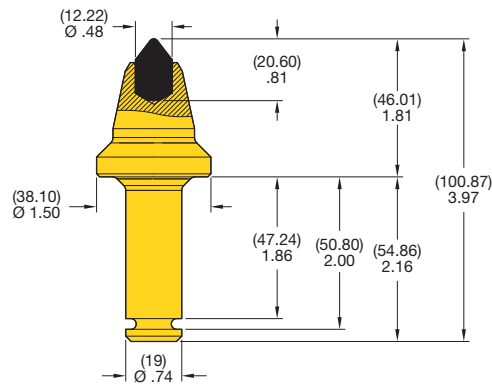
order number	catalogue number	block	retainer
1010804	C21RHD	C20/U43NS	C21R RETAINER

NOTE: Conical includes retainer.
Block and additional retainers sold separately.

■ Packaging Information

order number	catalogue number	pieces per container	container weight (approximate)		pieces per pallet	pallet weight (approximate)	
			kg	lbs		kg	lbs
1253937	C21F 11NB	50	12.7	28.0	2500	635.0	1470
1010804	C21RHD	60	16.1	35.4	3000	802.9	1850

Dimensions shown in (millimetres) and inches.

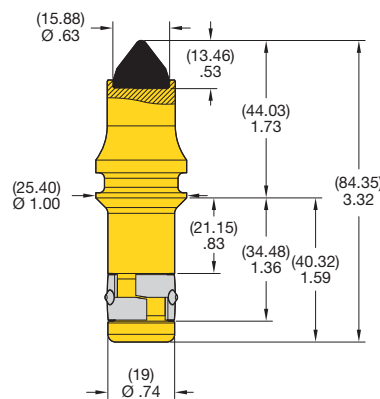


■ C21RFHD



order number	catalogue number	block	retainer
1780648	C21RFHD	C20/U43NS	C21R RETAINER

NOTE: Conical includes retainer.
Block and additional retainers sold separately.



■ C23



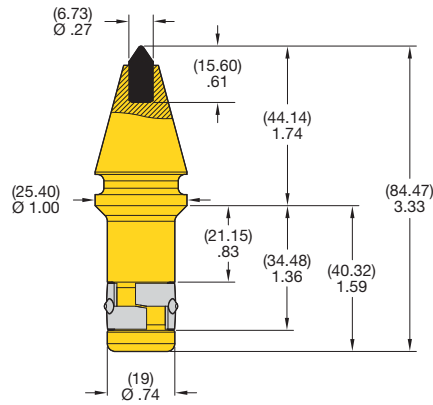
order number	catalogue number	block	retainer
1010758	C23	C20/U43NS	U43K

NOTE: Conical includes retainer.
Block and additional retainers sold separately.

■ Packaging Information

order number	catalogue number	pieces per container	container weight (approximate)		pieces per pallet	pallet weight (approximate)	
			kg	lbs		kg	lbs
1780648	C21RFHD	50	16.1	35.5	2500	805.1	1775
1010758	C23	75	15.0	33.0	3750	748.4	1845

Dimensions shown in (millimetres) and inches.



C24



order number	catalogue number	block	retainer
1010302	C24	C20/U43NS	U43K

NOTE: Conical includes retainer.
Block and additional retainers sold separately.

Packaging Information

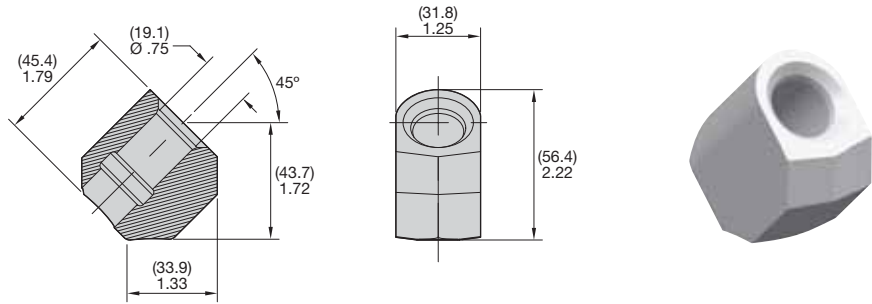
order number	catalogue number	pieces per container	container weight (approximate)		pieces per pallet	pallet weight (approximate)	
			kg	lbs		kg	lbs
1010302	C24	75	13.3	29.3	3750	663.4	1463

Dimensions shown in (millimetres) and inches.



19mm Systems





■ **C20**

order number	catalogue number
1012273	C20



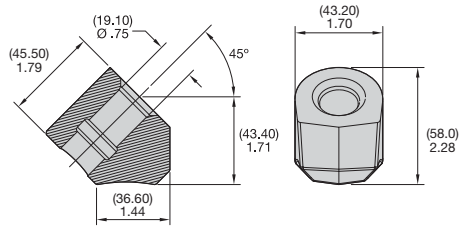
19mm Systems

■ **Packaging Information**

order number	catalogue number	pieces per container	container weight (approximate)		pieces per pallet	pallet weight (approximate)	
			kg	lbs		kg	lbs
1012273	C20	40	12.9	28.4	2000	644.1	1420

Dimensions shown in (millimetres) and inches.





NEW!

C20FD

order number	catalogue number
6012114	C20FD BLOCK

■ Packaging Information

order number	catalogue number	pieces per container	container weight (approximate)		pieces per pallet	pallet weight (approximate)	
			kg	lbs		kg	lbs
6012114	C20FD BLOCK	25	13.4	29.5	1250	669.0	1475

Dimensions shown in (millimetres) and inches.

19mm Systems

■ U43K



order number	catalogue number
1011978	U43K

■ C20/U43HP BIT PULLER ASSEM




order number	catalogue number
1011984	C20/U43HP BIT PULLER ASSEM

■ C21R RETAINER



order number	catalogue number
1011961	C21R RETAINER

■ C21R REMOVER TOOL W/GRIP



order number	catalogue number
1012348	C21R REMOVER TOOL W/ GRIP




19mm Systems



11mm–14mm Systems

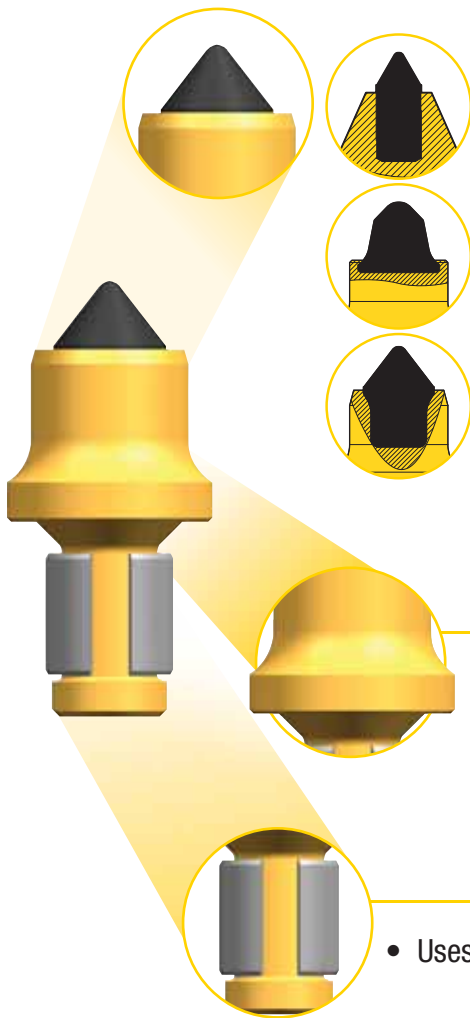
Foundation Drilling Attachments: Auger with Pilot Bit

To run a cost-effective foundation drilling operation, you need to get the job done right the first time with precision. A reliable **pilot** in your foundation drilling attachments plays a significant role. Our new CM Mini Series offers a range of small-diameter blocks and bits in narrow bottom (NB), plug, and cap-style tips for a wide range of cutting conditions and attachment designs.



Auger

Conicals



14mm (CM Series) Platform

The CM Mini Series offers a range of small-diameter carbide tip styles, depending on your application:

- Plug tips feature a physical lock between steel and carbide for maximum toughness.
- Cap tips are used in abrasive applications with the carbide on the business end, not sunk into the shank.
- Narrow bottom tips withstand abrasive cutting, like a cap with the physical support of a plug. Unlike a cap point that gets blunt at the end of wear life, narrow bottom tips sharpen as they wear, making them an excellent choice in rock cutting, asphalts, and abrasives.

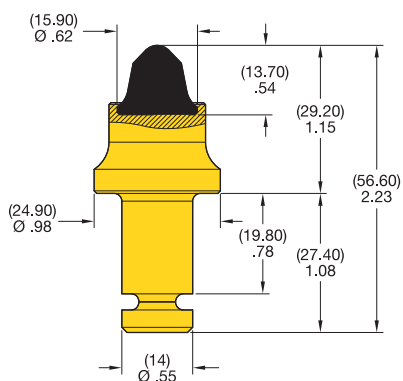
- Wide collar provides maximum block protection.

- Uses easy-to-install/remove LR55 sleeve retainer for extended bore life.

Block Systems

Features cannon-style face for improved tool rotation and larger base for stability and weld strength.



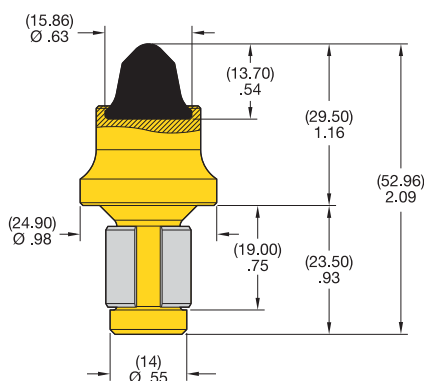


■ CM63

order number	catalogue number	block	retainer
1795208	CM63	—	CM6H RETAINER

NOTE: Conical includes retainer.
Block and additional retainers sold separately.

11mm–14mm Systems



■ CM65

order number	catalogue number	block	retainer
1876905	CM65	CMB6-L	LR55 RETAINER

NOTE: Conical includes retainer.
Block and additional retainers sold separately.

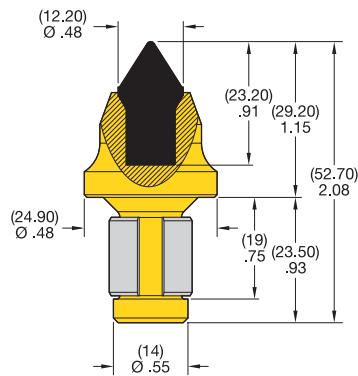
■ Packaging Information

order number	catalogue number	pieces per container	container weight (approximate)		pieces per pallet	pallet weight (approximate)	
			kg	lbs		kg	lbs
1795208	CM63	150	15.0	31.5	7,500	750	1575
1876905	CM65	150	13.5	30.8	7,500	675	1538

Dimensions shown in (millimetres) and inches.

NEW!

CM71T

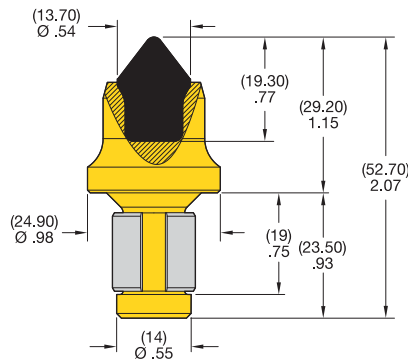


order number	catalogue number	block	retainer
5551671	CM71T	CMB6-L	LR55 RETAINER

NOTE: Conical includes retainer.
Block and additional retainers sold separately.

NEW!

CM69T



order number	catalogue number	block	retainer
5515288	CM69T	CMB6-L	LR55 RETAINER

NOTE: Conical includes retainer.
Block and additional retainers sold separately.

Packaging Information

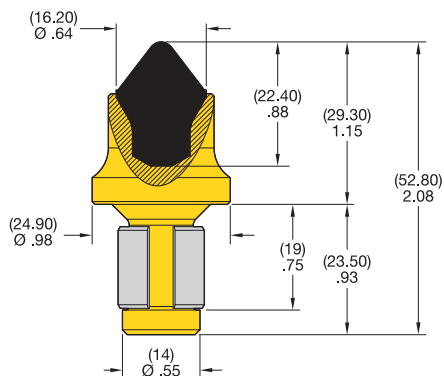
order number	catalogue number	pieces per container	container weight (approximate)		pieces per pallet	pallet weight (approximate)	
			kg	lbs		kg	lbs
5551671	CM71T	150	13.5	30.0	7,500	675	1500
5515288	CM69T	150	13.5	28.5	7,500	675	1425

Dimensions shown in (millimetres) and inches.



NEW!

CM70T



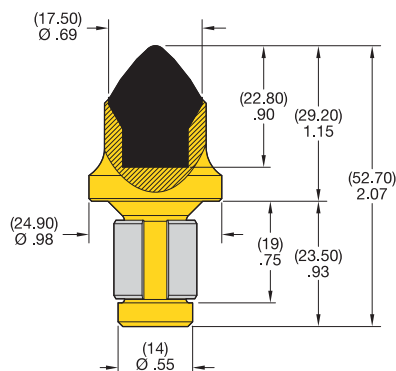
order number	catalogue number	block	retainer
5519207	CM70T	CMB6-L	LR55 RETAINER

NOTE: Conical includes retainer.
Block and additional retainers sold separately.

11mm–14mm Systems

NEW!

CM72T



order number	catalogue number	block	retainer
5519208	CM72T	CMB6-L	LR55 RETAINER

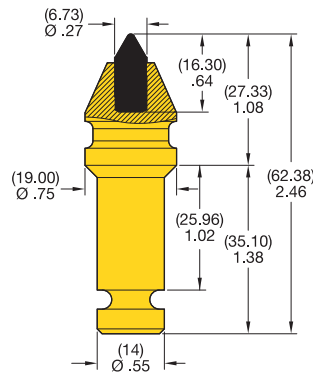
NOTE: Conical includes retainer.
Block and additional retainers sold separately.

■ Packaging Information

order number	catalogue number	pieces per container	container weight (approximate)		pieces per pallet	pallet weight (approximate)	
			kg	lbs		kg	lbs
5519207	CM70T	150	15.0	21.0	7,500	750	1050
5519208	CM72T	150	15.0	34.5	7,500	750	1725

Dimensions shown in (millimetres) and inches.

Horizontal Directional Drilling



■ CM61

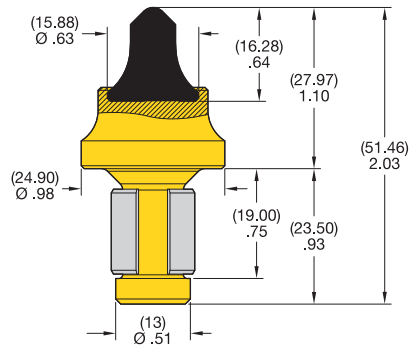
order number	catalogue number	block	retainer
1094015	CM61	—	CM6L RETAINER

NOTE: Conical includes retainer.
Block and additional retainers sold separately.

■ Packaging Information

order number	catalogue number	pieces per container	container weight (approximate)		pieces per pallet	pallet weight (approximate)	
			kg	lbs		kg	lbs
1094015	CM61	100	8.0	17.9	5,000	400	895

Dimensions shown in (millimetres) and inches.



■ CM51


order number	catalogue number	block	retainer
4080539	CM51	CMB5 BLOCK	LR51 RETAINER

NOTE: Conical includes retainer.
Block and additional retainers sold separately.

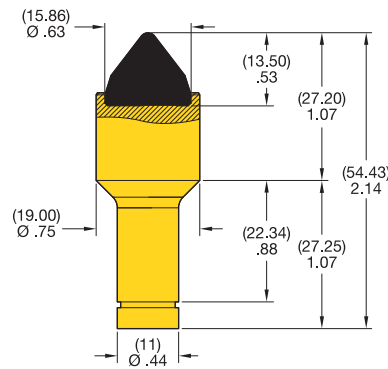
■ Packaging Information

order number	catalogue number	pieces per container	container weight (approximate)		pieces per pallet	pallet weight (approximate)	
			kg	lbs		kg	lbs
4080539	CM51	200	16.0	34.0	10,000	800	1700

Dimensions shown in (millimetres) and inches.



11mm–14mm Systems

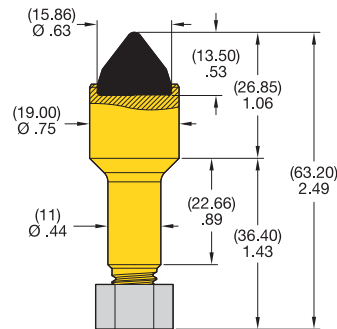


■ CM42

order number	catalogue number	block	retainer
1010778	CM42	CMB4 BLOCK	CM4 RETAINER

NOTE: Conical includes retainer.
Block and additional retainers sold separately.

11 mm–14mm Systems



■ CM41

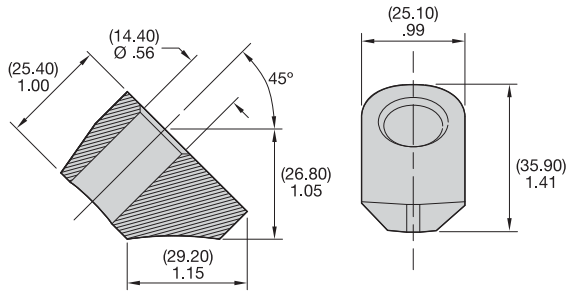
order number	catalogue number	block	retainer
1010827	CM41	CMB4 BLOCK	3/8 16UNC NUT

NOTE: Conical includes retainer.
Block and additional retainers sold separately.

■ Packaging Information

order number	catalogue number	pieces per container	container weight (approximate)		pieces per pallet	pallet weight (approximate)	
			kg	lbs		kg	lbs
1010778	CM42	200	16.0	34.0	10,000	800	1700
1010827	CM41	200	16.0	34.0	10,000	800	1700

Dimensions shown in (millimetres) and inches.

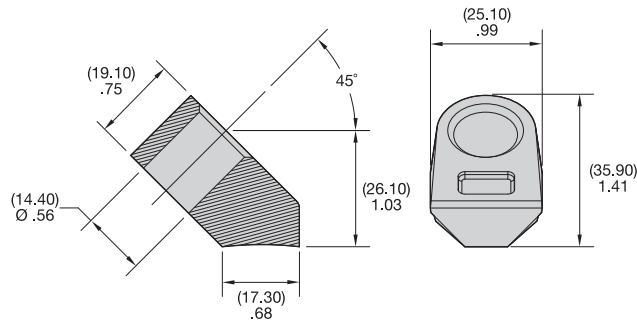


■ **CMB6-L**

order number	catalogue number
1898353	CMB6-L



11mm–14mm Systems



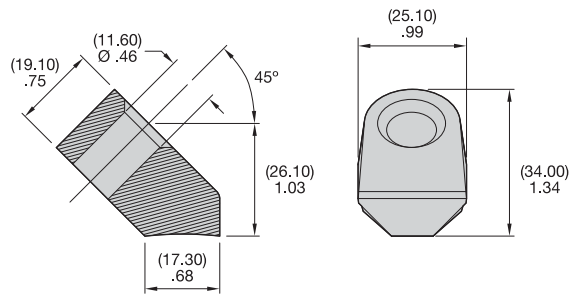
■ **CMB6**

order number	catalogue number
1321008	CMB6

■ **Packaging Information**

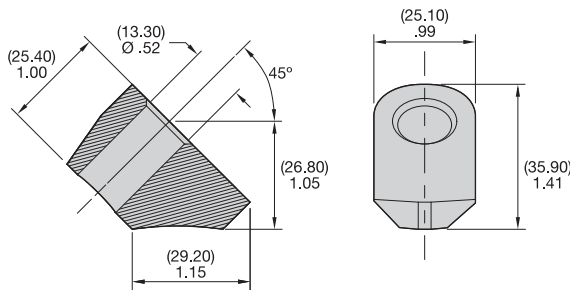
order number	catalogue number	pieces per container	container weight (approximate)		pieces per pallet	pallet weight (approximate)	
			kg	lbs		kg	lbs
1898353	CMB6-L	125	15.9	35.1	6250	795	1755
1321008	CMB6	200	16.3	36	10000	815	1800

Dimensions shown in (millimetres) and inches.



■ CMB4 BLOCK

order number	catalogue number
1012281	CMB4 BLOCK



■ CMB5 BLOCK

order number	catalogue number
5031028	CMB5 BLOCK

■ Packaging Information

order number	catalogue number	pieces per container	container weight (approximate)		pieces per pallet	pallet weight (approximate)	
			kg	lbs		kg	lbs
1012281	CMB4 BLOCK	200	18.1	40	10000	905	2000
5031028	CMB5 BLOCK	125	16.4	36.3	6250	820	1815

Dimensions shown in (millimetres) and inches.


11mm–14mm Systems

■ CM6L RETAINER



order number	catalogue number
1595671	CM6L RETAINER

■ CM6H RETAINER



order number	catalogue number
1777806	CM6H RETAINER

■ CM4 RETAINER



order number	catalogue number
1012223	CM4 RETAINER

■ 3/8 16UNC NUT



order number	catalogue number
1012357	3/8 16UNC NUT

■ LR55 RETAINER



order number	catalogue number
1890174	LR55 RETAINER

■ LR51 RETAINER



order number	catalogue number
4080877	LR51 RETAINER

11mm–14mm Systems





KF Systems


Foundation Drilling Attachments: Core Barrel, Bucket, Auger, Wall Cutter, and Casing

The KF Series products cover a wide range of foundation drilling cutting solutions, including quick-change tools, wall cutters, welding bars and bits, and flat tools.

Auger




Casing




Core Barrel



Bucket




Wall Cutter



Quick-Change Tools

- Unique time-saving system with stationary holder and changeable cutting tool.
- Offers extreme versatility.
- Reduces downtime with quick tooling change-outs.
- Easy and fast tool replacement.
- Increased contact face due to new tapered geometry.
- Prevents tools from getting stuck in block.




Wall Cutter Systems

- Easy and fast tool replacement.
- Provides the best performance on the toughest jobs.

Flat Teeth

- Handles a wide variety of foundation drilling in soft to medium cutting conditions.
- Extremely versatile.



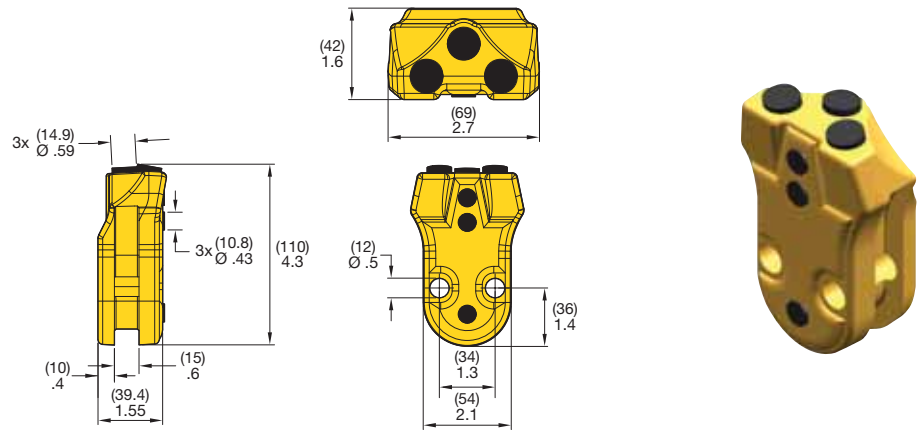
Weld-On Bars

- Extreme workload forces with welding.
- Exceptional durability and wear resistance.
- Tooling solutions can be customised for your application.

Weld-On Teeth, Bits, and Other Systems

- Kennametal carries a complete range of bars and designs, as well as other tooling systems.
- Tooling solutions can be customised for your application.





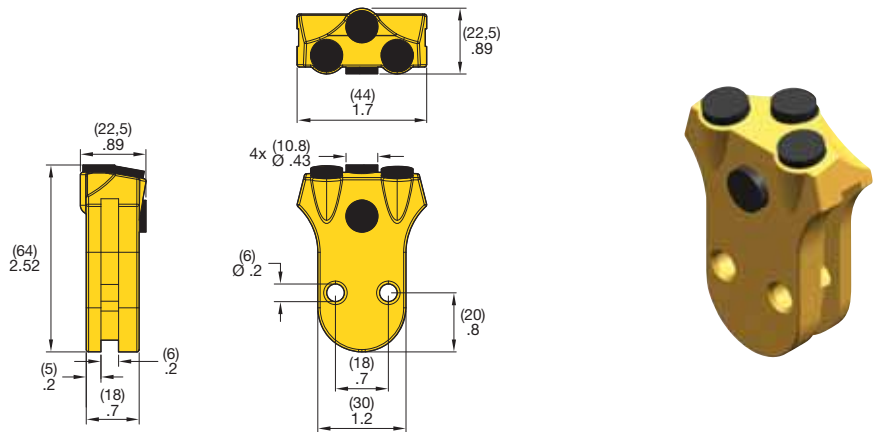
KFQ39H-6

order number	catalogue number
6000942	KFQ39H-6

NOTE: Tool includes pin.
Not available in Germany.



KF Systems



KFQ49-4

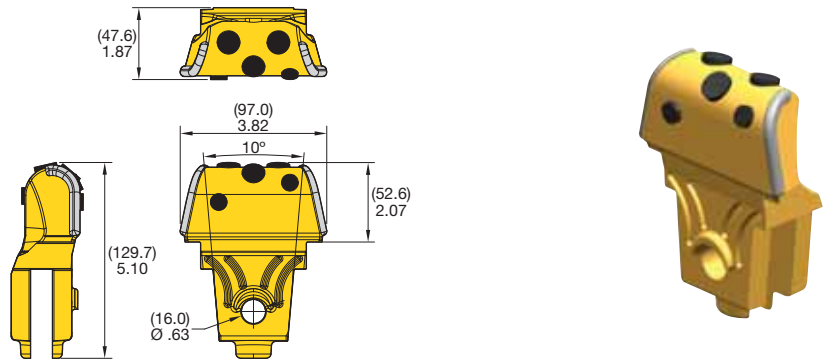
order number	catalogue number
6030833	KFQ49-4

NOTE: Tool includes pin.

Packaging Information

order number	catalogue number	pieces per container	container weight (approximate)		pieces per pallet	pallet weight (approximate)	
			kg	lbs		kg	lbs
6000942	KFQ39H-6	10	13.5	29.8	500	675	1488
6030833	KFQ49-4	30	8.1	17.8	1500	405	892

Dimensions shown in (millimetres) and inches.



■ **KFQC40-6**

order number	catalogue number
5379512	KFQC40-6

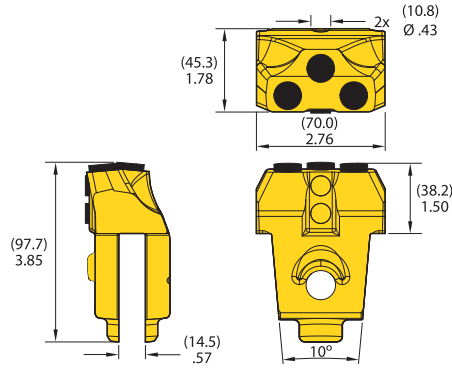
NOTE: Tool includes pin.

■ **Packaging Information**

order number	catalogue number	pieces per container	container weight (approximate)		pieces per pallet	pallet weight (approximate)	
			kg	lbs		kg	lbs
5379512	KFQC40-6	5	8.9	19.6	180	331.5	800

Dimensions shown in (millimetres) and inches.





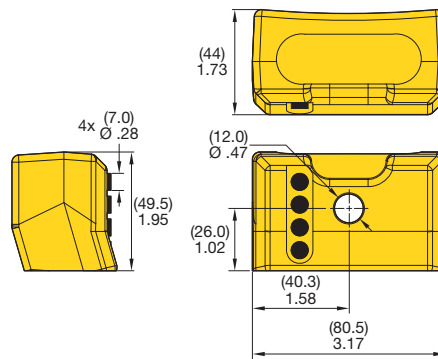
■ **KFQC46-5**

order number	catalogue number
5379515	KFQC46-5

NOTE: Tool includes pin.



KF Systems



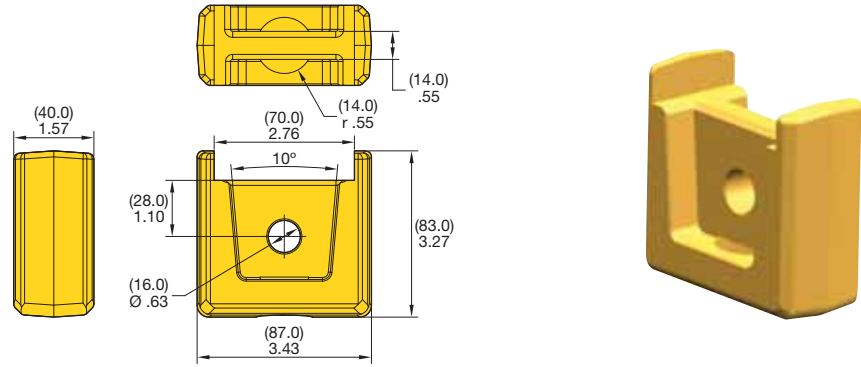
■ **KFQRH46**

order number	catalogue number
6119251	KFQRH46

■ **Packaging Information**

order number	catalogue number	pieces per container	container weight (approximate)		pieces per pallet	pallet weight (approximate)	
			kg	lbs		kg	lbs
5379515	KFQC46-5	10	10.9	24.0	360	418.0	985
6119251	KFQRH46	10	6.7	14.7	360	241.2	529

Dimensions shown in (millimetres) and inches.



■ **KFQHC40**

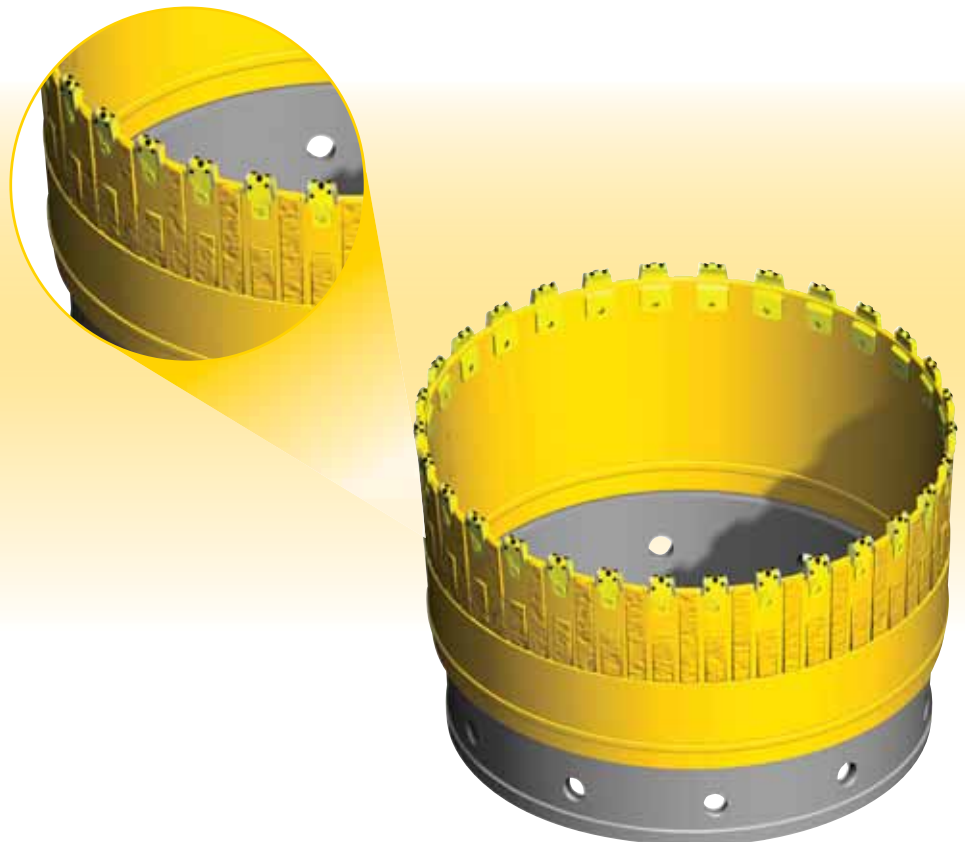
order number	catalogue number
5379510	KFQHC40

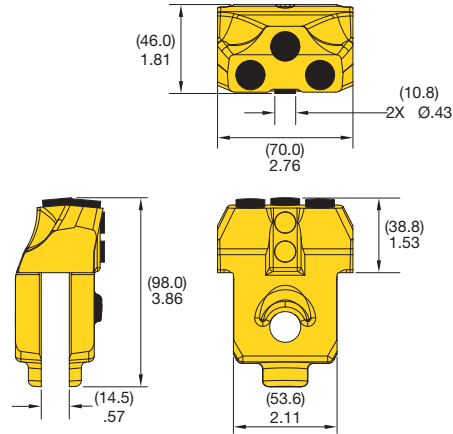
■ **Packaging Information**

order number	catalogue number	pieces per container	container weight (approximate)		pieces per pallet	pallet weight (approximate)	
			kg	lbs		kg	lbs
5379510	KFQHC40	10	12	26.4	360	462.6	1020

Dimensions shown in (millimetres) and inches.

Casing





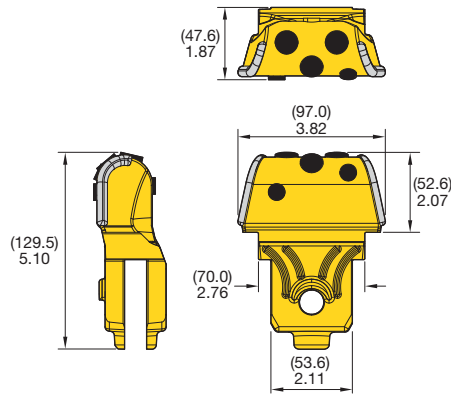
■ **KFQ46-5**

order number	catalogue number
5379511	KFQ46-5

NOTE: Tool includes pin.



KF Systems



■ **KFQ40-6**

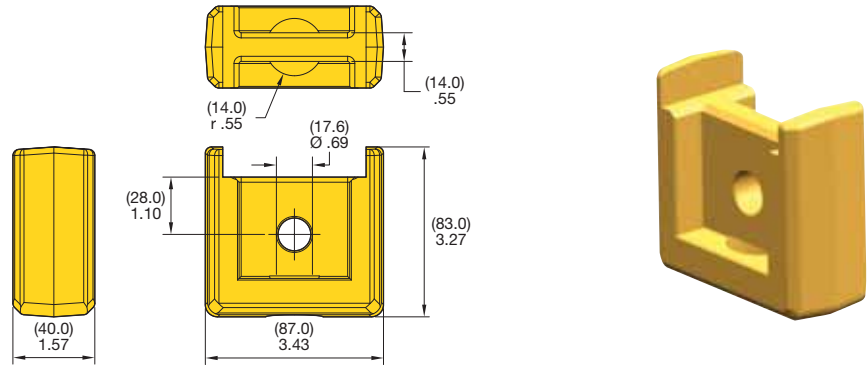
order number	catalogue number
5379514	KFQ40-6

NOTE: Tool includes pin.

■ **Packaging Information**

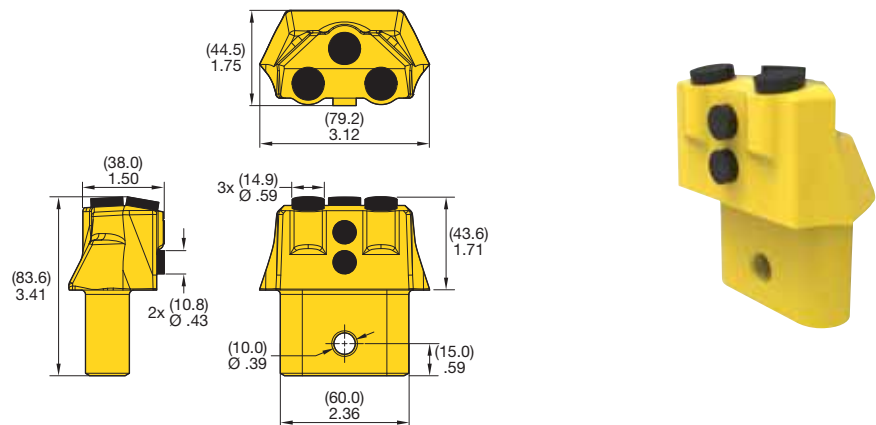
order number	catalogue number	pieces per container	container weight (approximate)		pieces per pallet	pallet weight (approximate)	
			kg	lbs		kg	lbs
5379511	KFQ46-5	10	11.3	24.9	360	419.7	995
5379514	KFQ40-6	5	9	19.8	180	330.7	800

Dimensions shown in (millimetres) and inches.



■ **KFQH40**

order number	catalogue number
5379399	KFQH40



■ **KFQR46-5**

order number	catalogue number
6119230	KFQR46-5

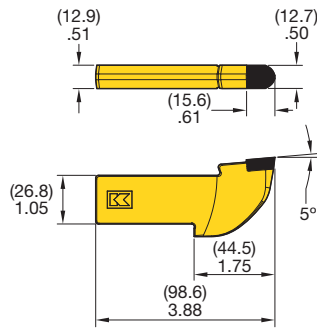
NOTE: Tool includes pin.

■ **Packaging Information**

order number	catalogue number	pieces per container	container weight (approximate)		pieces per pallet	pallet weight (approximate)	
			kg	lbs		kg	lbs
5379399	KFQH40	10	11.2	24.7	360	440	970
6119230	KFQR46-5	10	10.7	23.5	360	385.2	846

Dimensions shown in (millimetres) and inches.




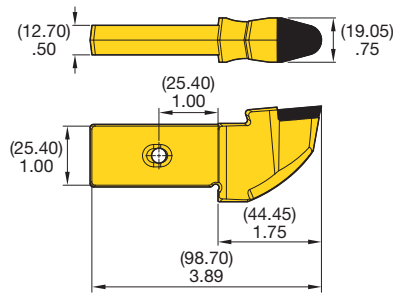


■ U7L/CU7L

order number	catalogue number
1011181	U7L/CU7L



KF Systems



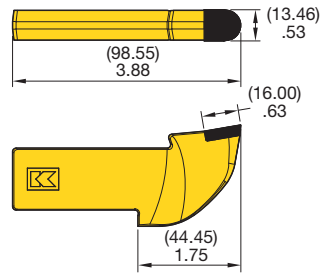
■ CJ2 FT

order number	catalogue number
1011207	CJ2 FT

■ Packaging Information

order number	catalogue number	pieces per container	container weight (approximate)		pieces per pallet	pallet weight (approximate)	
			kg	lbs		kg	lbs
1011181	U7L/CU7L	50	12.97	28.60	—	—	—
1011207	CJ2 FT	50	14.85	32.75	—	—	—

Dimensions shown in (millimetres) and inches.



■ **CU7/U7**

order number	catalogue number
1011213	CU7/U7

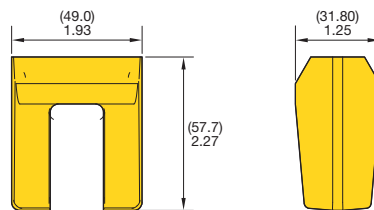
■ **Packaging Information**

order number	catalogue number	pieces per container	container weight (approximate)		pieces per pallet	pallet weight (approximate)	
			kg	lbs		kg	lbs
1011213	CU7/U7	50	12.84	28.30	2500	641.83	1415

Dimensions shown in (millimetres) and inches.



KF Block



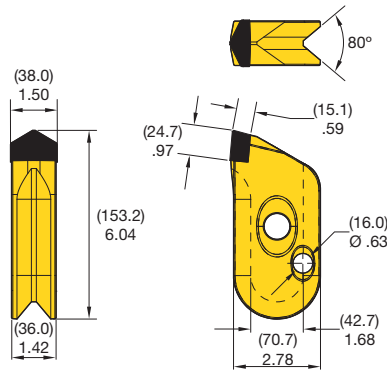
■ **CJ2 H**

order number	catalogue number
1012369	CJ2 H

■ **Packaging Information**

order number	catalogue number	pieces per container	container weight (approximate)		pieces per pallet	pallet weight (approximate)	
			kg	lbs		kg	lbs
1012369	CJ2 H	30	9.93	21.9	1500	496.6	1095

Dimensions shown in (millimetres) and inches.

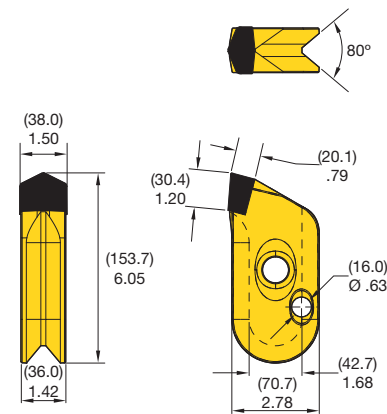


■ **KFW38M**

order number	catalogue number
5379519	KFW38M



KF Systems



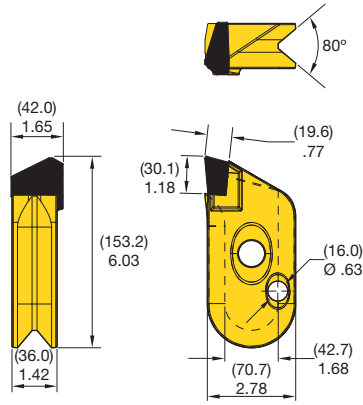
■ **KFW38**

order number	catalogue number
5379520	KFW38

■ **Packaging Information**

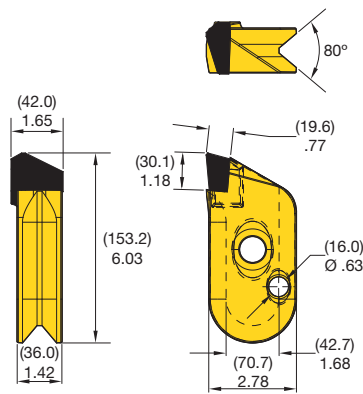
order number	catalogue number	pieces per container	container weight (approximate)		pieces per pallet	pallet weight (approximate)	
			kg	lbs		kg	lbs
5379519	KFW38M	5	10.2	22.2	250	507.5	1119
5379520	KFW38	5	10.5	22.7	250	522.5	1152

Dimensions shown in (millimetres) and inches.



■ **KFW42R**

order number	catalogue number
5379521	KFW42R



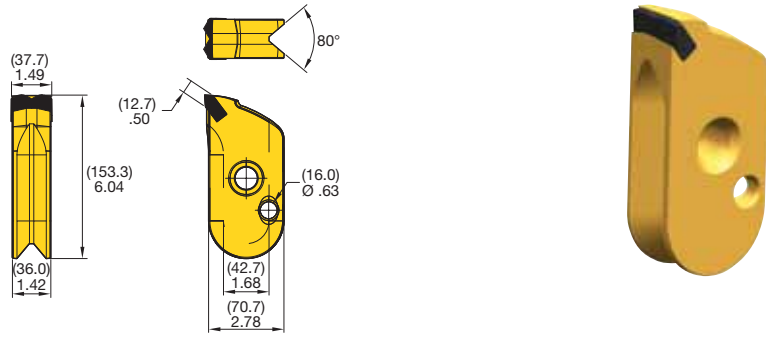
■ **KFW42L**

order number	catalogue number
5379522	KFW42L

■ **Packaging Information**

order number	catalogue number	pieces per container	container weight (approximate)		pieces per pallet	pallet weight (approximate)	
			kg	lbs		kg	lbs
5379521	KFW42R	5	10.5	23.0	250	522.5	1152
5379522	KFW42L	5	10.5	23.0	250	522.5	1152

Dimensions shown in (millimetres) and inches.

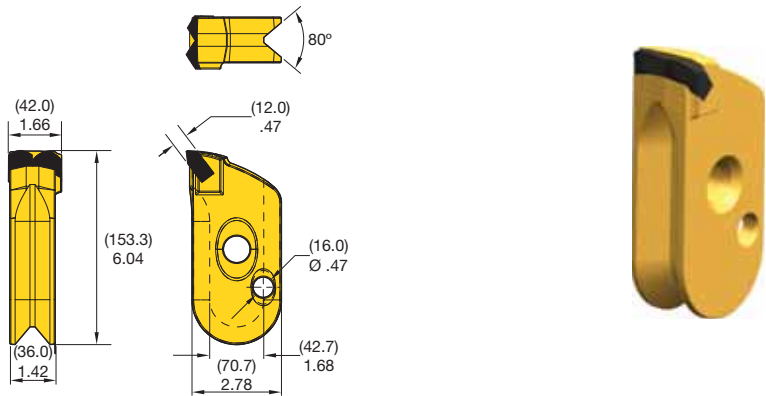


■ **KFW38-2**

order number	catalogue number
5379516	KFW38-2



KF Systems



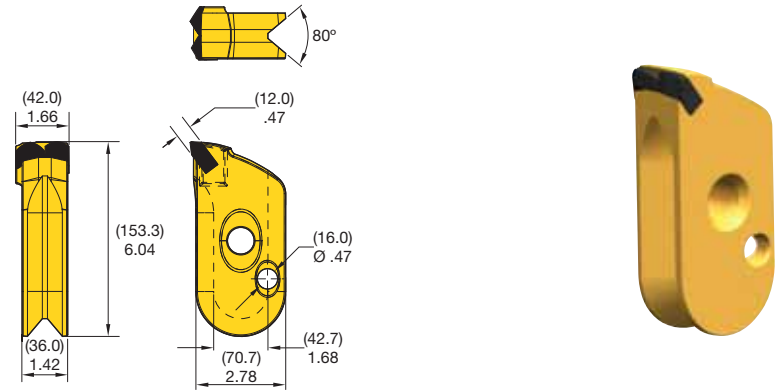
■ **KFW42R-2**

order number	catalogue number
5379517	KFW42R-2

■ **Packaging Information**

order number	catalogue number	pieces per container	container weight (approximate)		pieces per pallet	pallet weight (approximate)	
			kg	lbs		kg	lbs
5379516	KFW38-2	5	10.3	20.5	250	512.5	1130
5379517	KFW42R-2	5	10.8	23.3	250	537.5	1185

Dimensions shown in (millimetres) and inches.



■ **KFW42L-2**


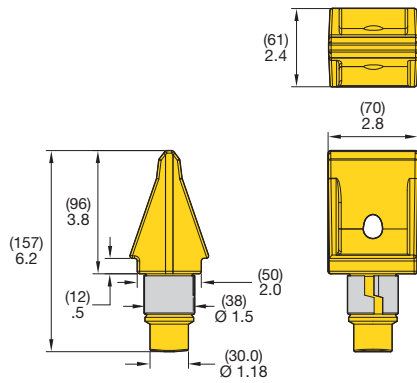
order number	catalogue number
5379518	KFW42L-2

■ **Packaging Information**

order number	catalogue number	pieces per container	container weight (approximate)		pieces per pallet	pallet weight (approximate)	
			kg	lbs		kg	lbs
5379518	KFW42L-2	5	10.7	23.5	250	532.5	1174

Dimensions shown in (millimetres) and inches.



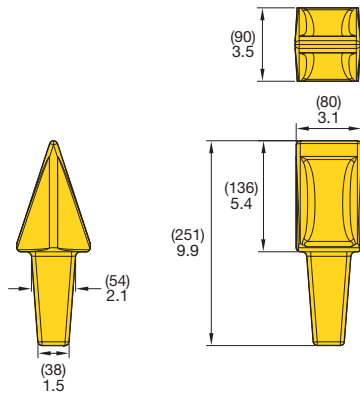


KFF70

order number	catalogue number
6116380	KFF70



KF Systems




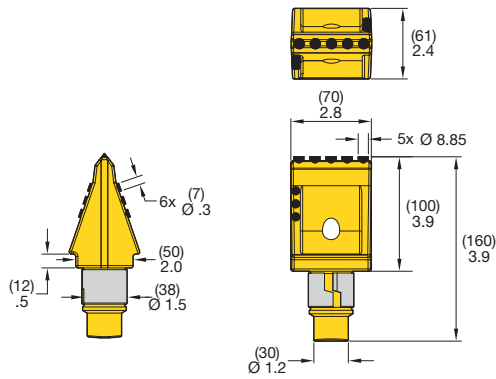
KFF80

order number	catalogue number
6116401	KFF80

■ Packaging Information

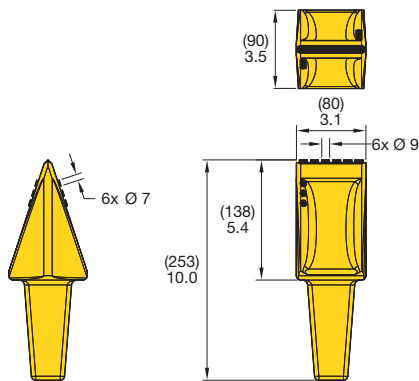
order number	catalogue number	pieces per container	container weight (approximate)		pieces per pallet	pallet weight (approximate)	
			kg	lbs		kg	lbs
6116380	KFF70	5	10.2	22.5	—	—	—
6116401	KFF80	2	10.9	24.0	—	—	—

Dimensions shown in (millimetres) and inches.



KFF70-11

order number	catalogue number
5984712	KFF70-11



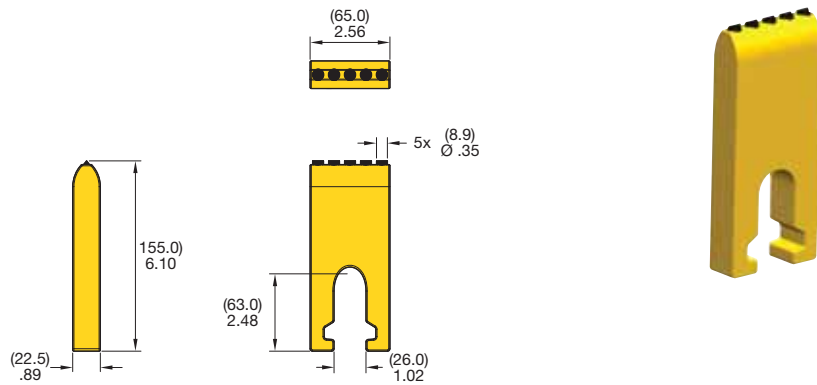
KFF80-12

order number	catalogue number
5622123	KFF80-12

Packaging Information

order number	catalogue number	pieces per container	container weight (approximate)		pieces per pallet	pallet weight (approximate)	
			kg	lbs		kg	lbs
5984712	KFF70-11	5	10.4	22.9	—	—	—
5622123	KFF80-12	2	10.4	22.9	—	—	—

Dimensions shown in (millimetres) and inches.



■ KFF65-4


order number	catalogue number
5379397	KFF65-4

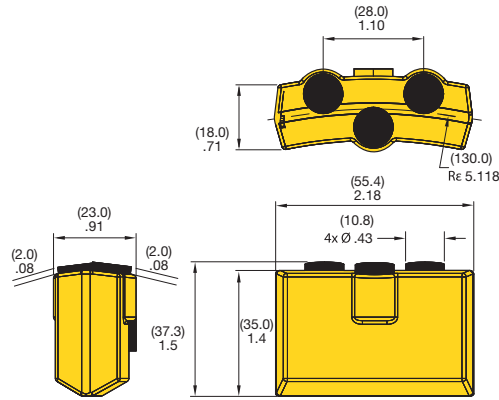
■ Packaging Information

order number	catalogue number	pieces per container	container weight (approximate)		pieces per pallet	pallet weight (approximate)	
			kg	lbs		kg	lbs
5379397	KFF65-4	10	14.1	31.1	360	460.5	1085

Dimensions shown in (millimetres) and inches.

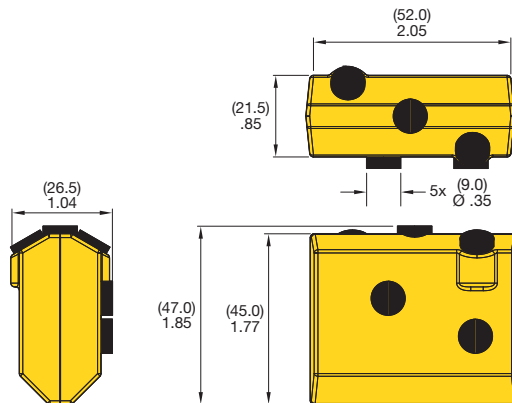
Bucket





■ **KFB23-4**

order number	catalogue number
5622121	KFB23-4



KF Systems

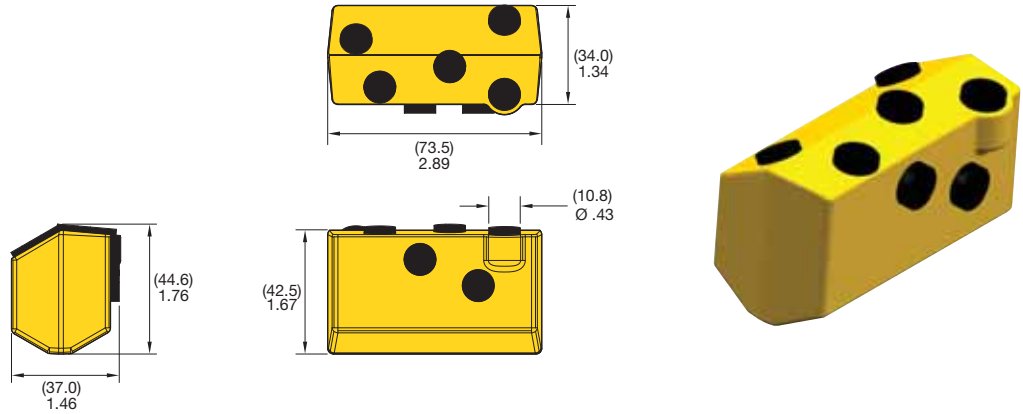
■ **KFB26-5**

order number	catalogue number
5622122	KFB26-5

■ **Packaging Information**

order number	catalogue number	pieces per container	container weight (approximate)		pieces per pallet	pallet weight (approximate)	
			kg	lbs		kg	lbs
5622121	KFB23-4	25	7.5	16.5	900	293	646
5622122	KFB26-5	25	7.5	16.5	900	293	646

Dimensions shown in (millimetres) and inches.

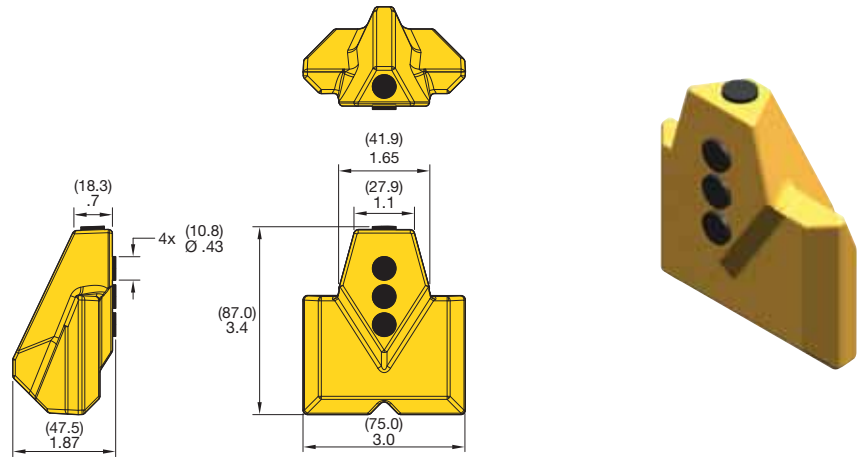


■ **KFB37-7**

order number	catalogue number
5379523	KFB37-7



KF Systems



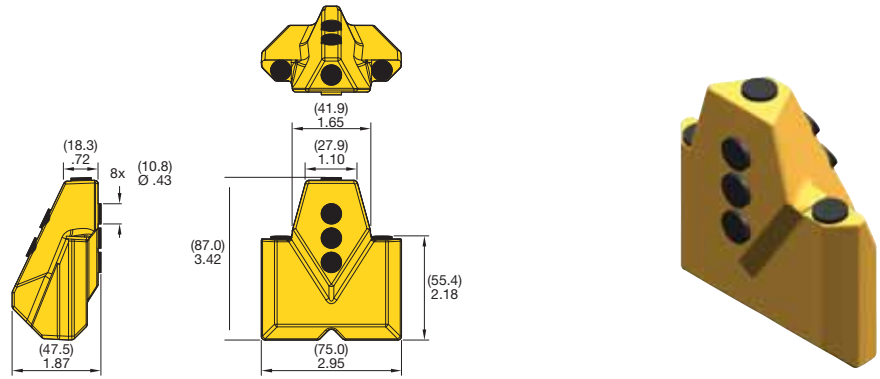
■ **KFB26**

order number	catalogue number
6105464	KFB26

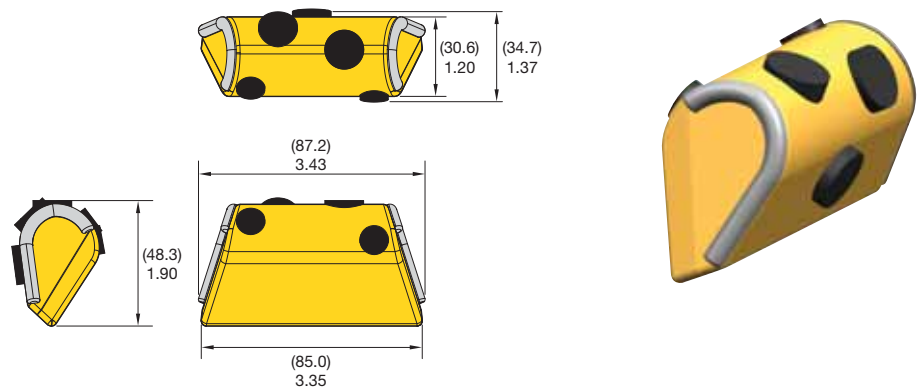
■ **Packaging Information**

order number	catalogue number	pieces per container	container weight (approximate)		pieces per pallet	pallet weight (approximate)	
			kg	lbs		kg	lbs
5379523	KFB37-7	20	15.4	34	720	580.5	1280
6105464	KFB26	10	8.7	19.1	—	—	—

Dimensions shown in (millimetres) and inches.


■ KFB26/2

order number	catalogue number
6151438	KFB26/2

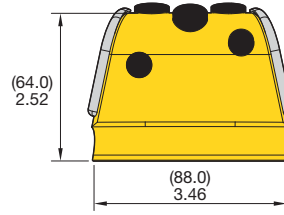
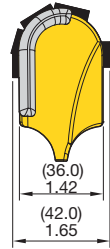
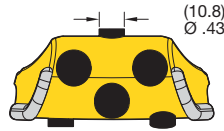

■ KFB35-5

order number	catalogue number
5379527	KFB35-5

■ Packaging Information

order number	catalogue number	pieces per container	container weight (approximate)		pieces per pallet	pallet weight (approximate)	
			kg	lbs		kg	lbs
6151438	KFB26/2	10	9.3	20.5	—	—	—
5379527	KFB35-5	25	16	35.3	900	595.1	1312

Dimensions shown in (millimetres) and inches.

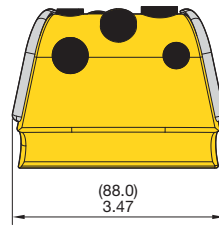
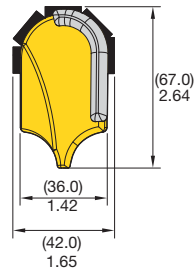
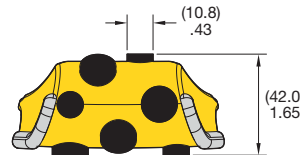


■ **KFB42-6**

order number	catalogue number
5379524	KFB42-6



KF Systems



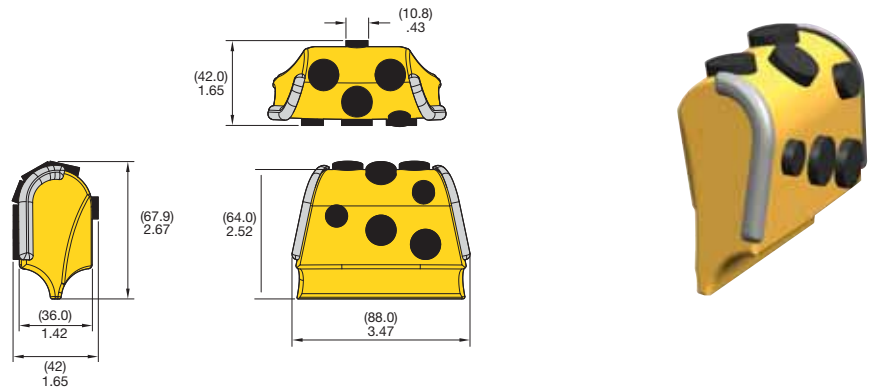
■ **KFB42-7**

order number	catalogue number
5379525	KFB42-7

■ **Packaging Information**

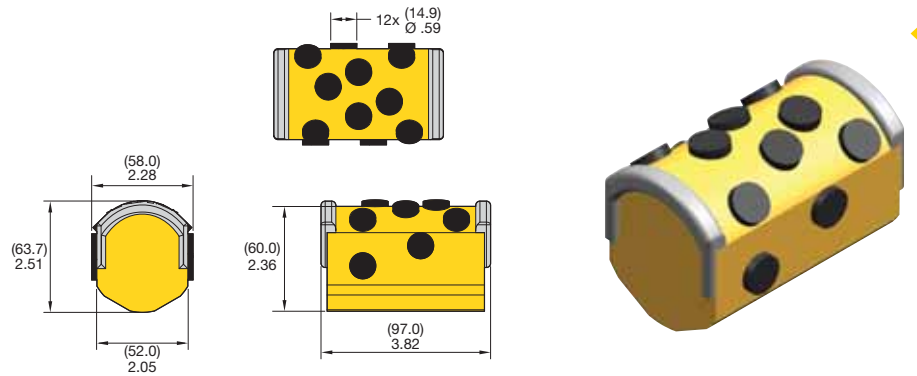
order number	catalogue number	pieces per container	container weight (approximate)		pieces per pallet	pallet weight (approximate)	
			kg	lbs		kg	lbs
5379524	KFB42-6	15	16.5	36.4	540	577.3	1330
5379525	KFB42-7	15	16.8	37.0	540	626	1380

Dimensions shown in (millimetres) and inches.



■ KFB42-8

order number	catalogue number
5379526	KFB42-8




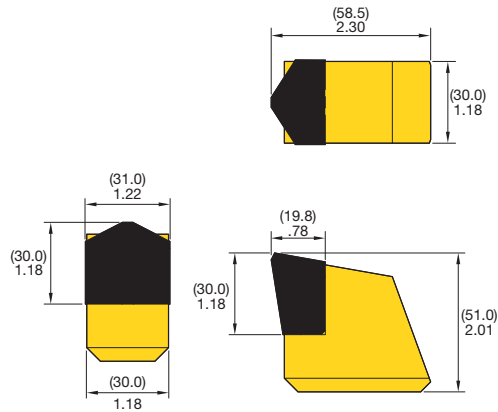
■ KFB58-12

order number	catalogue number
5379528	KFB58-12

■ Packaging Information

order number	catalogue number	pieces per container	container weight (approximate)		pieces per pallet	pallet weight (approximate)	
			kg	lbs		kg	lbs
5379526	KFB42-8	15	16.6	36.6	540	595.2	1380
5379528	KFB58-12	8	16.8	37.0	288	640.4	1412

Dimensions shown in (millimetres) and inches.


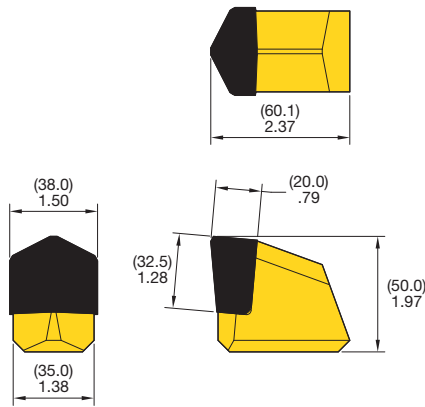


KFT31

order number	catalogue number
5379529	KFT31



KF Systems



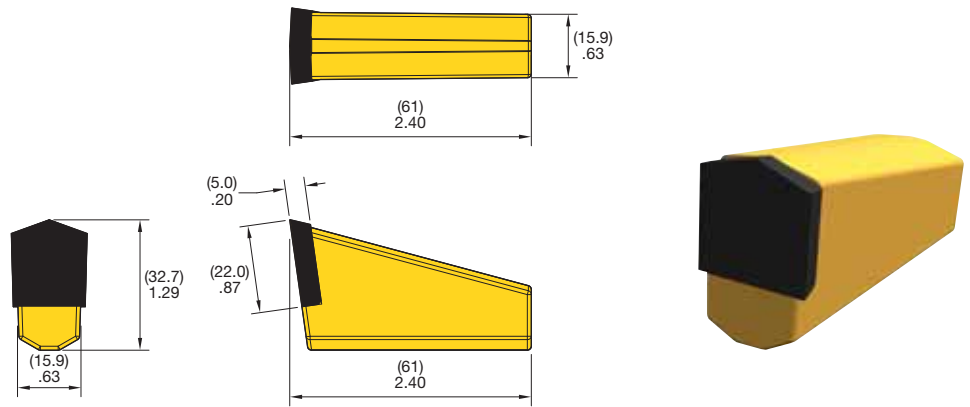
KFT38

order number	catalogue number
5379530	KFT38

Packaging Information

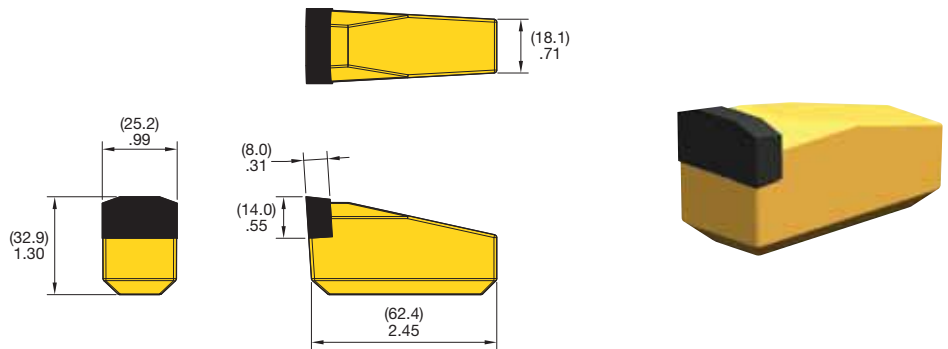
order number	catalogue number	pieces per container	container weight (approximate)		pieces per pallet	pallet weight (approximate)	
			kg	lbs		kg	lbs
5379529	KFT31	15	7.3	16.1	540	298.9	659
5379530	KFT38	15	9.4	20.8	540	372	820

Dimensions shown in (millimetres) and inches.



■ **KFT19**

order number	catalogue number
5379534	KFT19



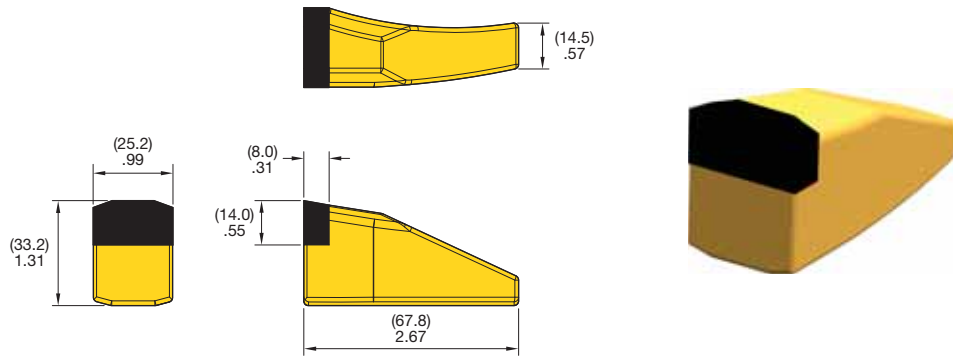
■ **KFT25**

order number	catalogue number
5379531	KFT25

■ **Packaging Information**

order number	catalogue number	pieces per container	container weight (approximate)		pieces per pallet	pallet weight (approximate)	
			kg	lbs		kg	lbs
5379534	KFT19	50	8.5	18.7	1800	342.9	825
5379531	KFT25	50	14.5	31.9	1800	571.5	1260

Dimensions shown in (millimetres) and inches.

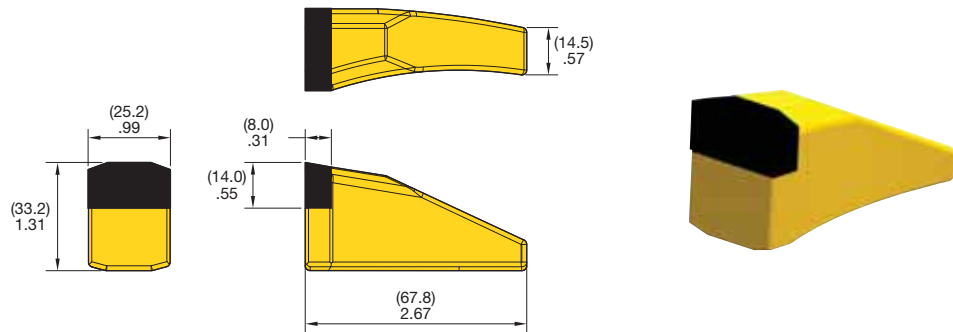


■ **KFT25L**

order number	catalogue number
5379532	KFT25L



KF Systems



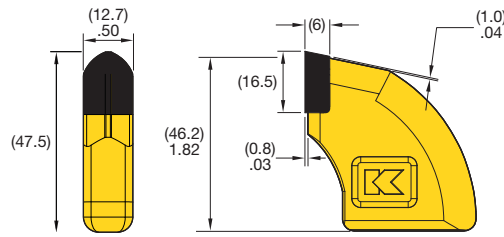
■ **KFT25R**

order number	catalogue number
5379533	KFT25R

■ **Packaging Information**

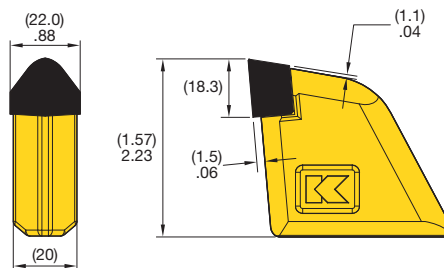
order number	catalogue number	pieces per container	container weight (approximate)		pieces per pallet	pallet weight (approximate)	
			kg	lbs		kg	lbs
5379532	KFT25L	50	13.5	29.7	1800	489.9	1080
5379533	KFT25R	50	13.5	29.7	1800	481.7	1132

Dimensions shown in (millimetres) and inches.



■ **DT50**

order number	catalogue number
1086101	DT50



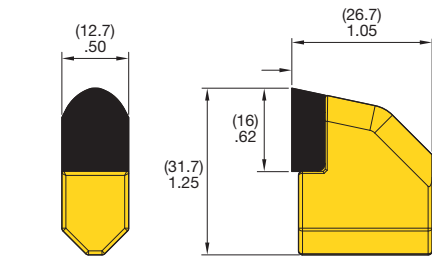
■ **DT87**

order number	catalogue number
1086378	DT87

■ **Packaging Information**

order number	catalogue number	pieces per container	container weight (approximate)		pieces per pallet	pallet weight (approximate)	
			kg	lbs		kg	lbs
1086101	DT50	125	16.2	35.7	6250	784.7	1730
1086378	DT87	50	17	37.4	2500	836.8	1845

Dimensions shown in (millimetres) and inches.


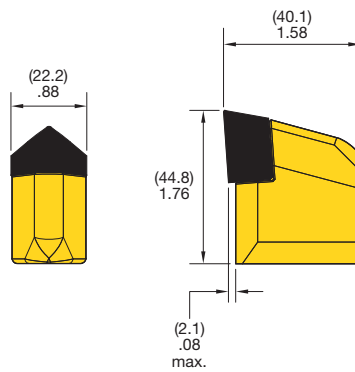


■ RT1

order number	catalogue number
1784646	RT1



KF Systems




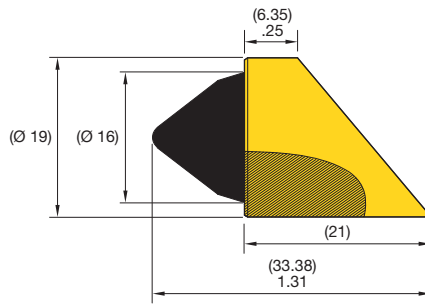
■ RT2

order number	catalogue number
1844257	RT2

■ Packaging Information


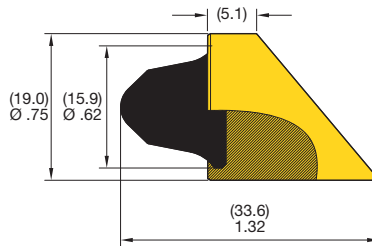
order number	catalogue number	pieces per container	container weight (approximate)		pieces per pallet	pallet weight (approximate)	
			kg	lbs		kg	lbs
1784646	RT1	200	14.2	31.2	10000	739.3	1630
1844257	RT2	80	16.7	36.8	4000	866.3	1910

Dimensions shown in (millimetres) and inches.



■ **BR1**

order number	catalogue number
1800063	BR1



KF Systems


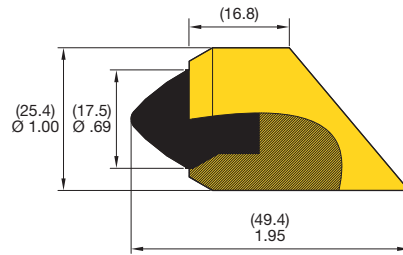
■ **BR2**

order number	catalogue number
1858633	BR2

■ **Packaging Information**

order number	catalogue number	pieces per container	container weight (approximate)		pieces per pallet	pallet weight (approximate)	
			kg	lbs		kg	lbs
1800063	BR1	300	15.0	33.0	15000	780.1	1720
1858633	BR2	300	13.7	30.3	15000	718.9	1585

Dimensions shown in (millimetres) and inches.

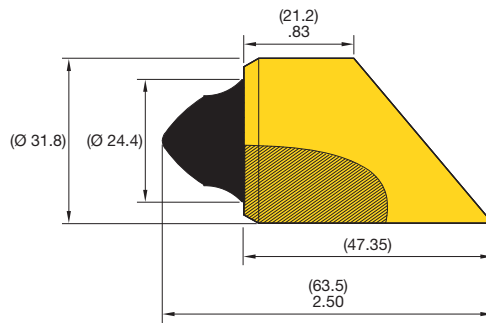


BR3

order number	catalogue number
1858622	BR3



KF Systems



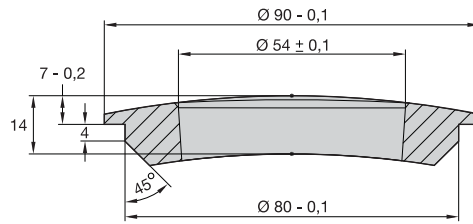
BR4

order number	catalogue number
1858634	BR4

Packaging Information

order number	catalogue number	pieces per container	container weight (approximate)		pieces per pallet	pallet weight (approximate)	
			kg	lbs		kg	lbs
1858622	BR3	125	17.0	37.5	6250	882.2	1945
1858634	BR4	80	21.1	46.5	4000	1055	2325

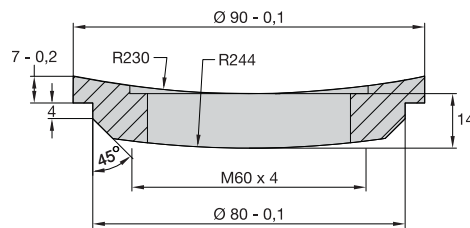
Dimensions shown in (millimetres) and inches.



■ KSC18

order number	catalogue number
6143605	KSC18

NOTE: KSC drawings do not show the threads in the drawings.
Other KSC systems are available on request.



■ KSC19

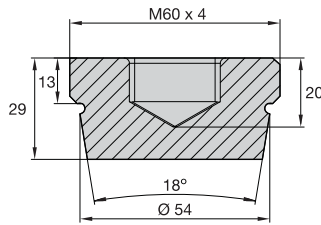
order number	catalogue number
6143606	KSC19

NOTE: KSC drawings do not show the threads in the drawings.
Other KSC systems are available on request.

■ Packaging Information

order number	catalogue number	pieces per container	container weight (approximate)		pieces per pallet	pallet weight (approximate)	
			kg	lbs		kg	lbs
6143605	KSC18	15	5.28	11.64	—	—	—
6143606	KSC19	15	4.23	9.32	—	—	—

Dimensions shown in (millimetres) and inches.



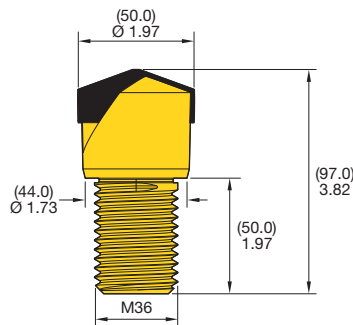
■ **KSC20**

order number	catalogue number
6143607	KSC20

NOTE: KSC drawings do not show the threads in the drawings.
Other KSC systems are available on request.



KF Systems



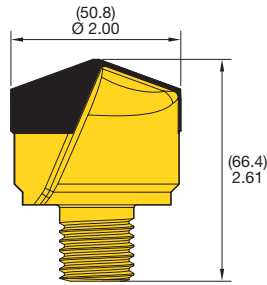
■ **KFP51**

order number	catalogue number
5379398	KFP51

■ **Packaging Information**

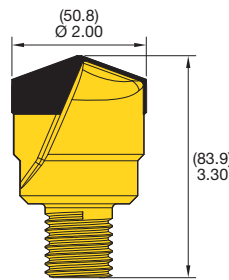
order number	catalogue number	pieces per container	container weight (approximate)		pieces per pallet	pallet weight (approximate)	
			kg	lbs		kg	lbs
6143607	KSC20	15	6.54	14.42	—	—	—
5379398	KFP51	10	8.7	19.1	360	311.9	688

Dimensions shown in (millimetres) and inches.



■ CP15 7/8-9 UNC

order number	catalogue number
1324059	CP15 7/8-9 UNC



KF Systems

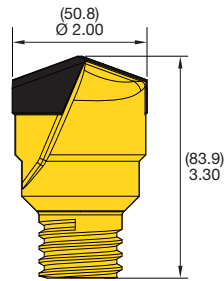
■ CP16 1-8 UNC

order number	catalogue number
1012300	CP16 1-8 UNC

■ Packaging Information

order number	catalogue number	pieces per container	container weight (approximate)		pieces per pallet	pallet weight (approximate)	
			kg	lbs		kg	lbs
1324059	CP15 7/8-9 UNC	20	9.8	21.6	1000	489.9	1150
1012300	CP16 1-8 UNC	20	13.0	28.6	1000	648.6	1500

Dimensions shown in (millimetres) and inches.



■ **CP18 1.1/4-5 ACME**

order number	catalogue number
1012304	CP18 1.1/4-5 ACME



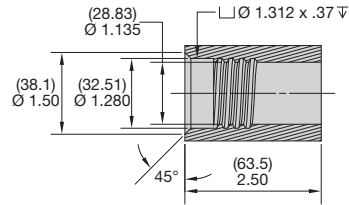
■ **Packaging Information**

KF Systems

order number	catalogue number	pieces per container	container weight (approximate)		pieces per pallet	pallet weight (approximate)	
			kg	lbs		kg	lbs
1012304	CP18 1.1/4-5 ACME	20	14.2	31.4	1000	712.1	1570

Dimensions shown in (millimetres) and inches.





■ **CP18 HOLDER**

order number	catalogue number
1012287	CP18 HOLDER

■ **Packaging Information**

order number	catalogue number	pieces per container	container weight (approximate)		pieces per pallet	pallet weight (approximate)	
			kg	lbs		kg	lbs
1012287	CP18 HOLDER	20	8.0	17.6	1000	430.9	950

Dimensions shown in (millimetres) and inches.





Wear Solutions

Foundation Drilling equipment takes your tooling into rough conditions. Unprotected tooling can suffer wear damage that can slow or even halt production. You can't afford that.

Kennametal is the global benchmark for effectively combating extreme wear. Regardless of how demanding the environment, we provide an unbeatable portfolio of affordable, best-in-class solutions.



For additional information on KenCast™, including ordering data, please refer to our online brochure B-15-04697 at kennametal.com.

Wear Solutions

Kennametal develops **Engineered Solutions** because we know that every customer has unique requirements that can't accept a "one-size-fits-all" solution. By working directly with customers, we utilise in-house expertise and capabilities to provide custom, finished solutions quickly.

Weight Reduction can be critical in reducing overall costs. Excess weight translates into higher costs in tires, fuel, and maintenance. By employing advanced material solutions, Kennametal can improve the life of your equipment while reducing weight — saving you valuable time and money.

100% Safe Is Kennametal's Goal. Anytime there is a shutdown for maintenance, the risk for safety issues increases. By utilising Kennametal solutions to extend tool life, we assist in improving safety conditions: less welding, less movement of materials, and less of a need for scaffolding to replace worn out liners means a safer work environment.

Consider **Price vs. Cost.** Many customers reference "cost per pound or kilo" as a method to measure costs. However, many do not consider the overall cost of the product:

- Downtime for maintenance to repair and replace tools results in lost production.
- Producing and managing Drop Management, if buying plate, adds time to the process.

Extended Uptime is an excellent measurement of value. Our goal is to keep you up and running, because more uptime means:

- Equipment running, generating profits.
- Reduced risks for safety issues.
- Employees are hard at work, rather than concentrating on maintenance issues.



Protect Your Foundation Drilling Attachments with Maximum-Duty Kennametal KenCast™

Your Foundation Drilling attachments run in the toughest conditions. Protect them with Kennametal KenCast™, a composite material that combines the exceptional wear resistance of Kennametal cemented tungsten carbide with the toughness and practicality of air-hardened steel. KenCast comes in a variety of standard sizes, is easily welded to your equipment, and is more breakage-resistant than brazed carbide tiles.


Add KenCast to increase equipment life:

Saws:

- Side of wheel
- Bolt-on segment

Foundation Drilling:

- Side of base plates
- Paddles on base plates or drums



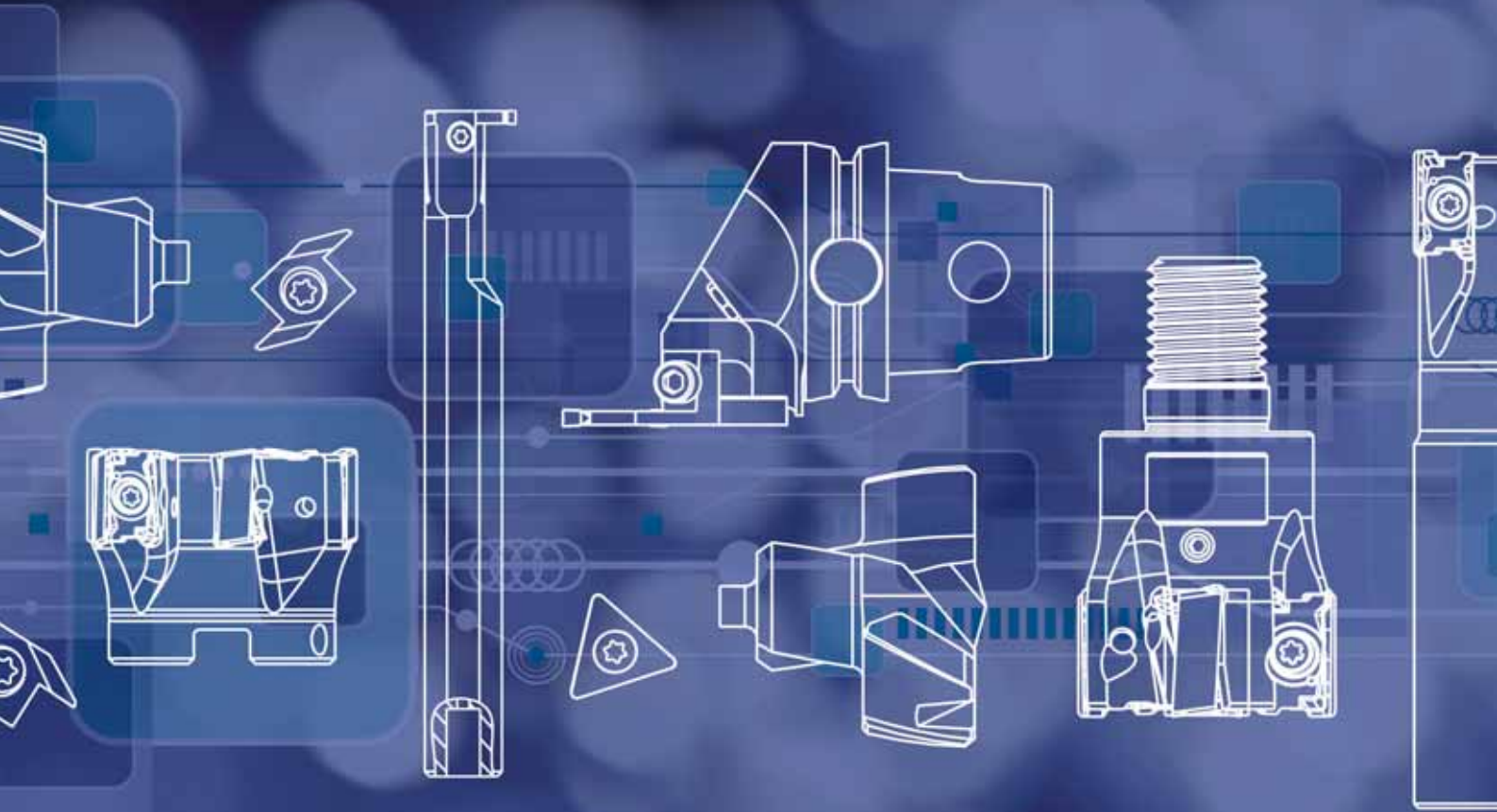
For more information, please contact your Kennametal Sales Engineer or visit kennametal.com/kencast.

Alleviate Cost and Downtime with Our Exclusive KenCast™ Base Plate

- Weldable steel is suitable for covering large areas.
- Carbide content provides longer life and higher impact durability than other forms of carbide.
- Protects blocks, saves downtime, and prolongs life when used on:
 - Sides of base plates on chain trenchers
 - Sides of segments on rock wheels
 - Clean-out paddles on terrain levelers, road miners, and surface miners



Keep up and running longer!



NOVO KNOWS ART TO PART TO PROFIT

Being as productive and profitable as possible is your fundamental goal. With the addition of NOVO™ to your team, your goal can be achieved. NOVO possesses powerful digital tools that link together process planning, inventory availability and purchase, cost-per-part management, and productivity improvements.

NOVO can ensure you have the right tools on your machines, in the right sequence. Resulting in flawless execution that accelerates every job, and maximises every shift. kennametal.com/novo

01

THE DIGITAL SOURCE FOR DELIVERING SMART MACHINING SOLUTIONS


kennametal.com/novo

NOVO™

Order No.	Catalogue No.	Page(s)	Order No.	Catalogue No.	Page(s)	Order No.	Catalogue No.	Page(s)	Order No.	Catalogue No.	Page(s)
1010302C24 K305576	1012275C87B17, 54	2878292DS05-59 X K356028	5380221DS102DR X K356022
1010734C 3T K356063	1012278C10 BLOCK17, 68	2878333DS04-59 X K356028	5515288CM69T K357G83
1010748C21 K356072	1012279C3017, 36-40	3043352K150 PAD COATED PULLER18, 32	5519207CM70T K357G84
1010758C23 K356075	1012280C10H17, 67	3043394U70 PAD COATED PULLER18, 41	5519208CM72T K357G84
1010761C4 K356029	1012281CMB4 BLOCK17, 87, 89	3518626LR87D SP RETAINER18, 44-45, 56	5551671CM71T K357G83
1010767RL08 K356060	1012287CP18 HOLDER125	35616097/8-9 GD C T/L NUT41	5598218DS103DR X K356023
1010770RL09 K356061	1012300CP16 1-8 UNC K3060123	3663476SM08 K3560MH51	5598219DS104DR X K356023
1010772RL11 K356062	1012304CP18 1.1/4-5 ACME K3060124	3882341DS PULLER18, 32	5598260DS105DR X K356024
1010776C4 1 K356030	1012348C21R REMOVER TOOL W/ GRIP19,	3996283C31PMHD 7/8 THD K3560MH39	5601762DS3830H17, 31
1010778CM42 K356087			56, 69, 79	4055765KR-112 BE RETAINER18,	5603304DS106DR X K356024
1010782RL07 K356060	10123573/8 16UNC NUT87, 90			29-30, 33	5619993FD25-12.5-X K356036
1010784RL10 K356061	1012369CJ2 H17, 101	4080539CM51 K70686	5619994FD25-14-X K356036
1010789C21HD K356072	1080452M16 X 2 STOVER LOCK NUT69	4080877LR51 RETAINER86, 90	5619995FD25-16-X K356037
1010795SL04 K356052	1086101DT50 K3060117	4131992DSLR 1070 RETAINER CLIP18,	5619996FD25-17.5-X K356037
1010797SL02 K356053	1086378DT87 K3560117			22-25,	5619997FD25W-19-X K356038
1010804C21RHD K356074	1094015CM61 K305585			26-28, 32	5619998FD25W-17.5-X K356038
1010815SM06 K356049	1107032RS18 K356066	4143706SM09 K356050	5622121KFB23-4109
1010817SM02 K356046	1132122C30-G17, 40	4161113DS05NB X K3560MH27	5622122KFB26-5109
1010827CM41 K356087	1156102RS16 K356065	5031028CMB5 BLOCK17, 86, 89	5622123KFF80-12107
1010860SM01 K70646	1156107RS17 K356065	5032127DSLR-D RETAINER CLIP33	5984712KFF70-11107
1010887SM03 K70647	1253937C21F 11NB K356074	5169340C21F HD K356073	6000942KFQ39H-694
1010910C3R K356063	1317495SM04 K70647	5379397KFF65-4108	6012114C20FD BLOCK17, 78
1010974RS20 K356066	1321008CMB617, 88	5379398KFP51122	6012115C10FD BLOCK17, 61-62, 65-67
1010978C1LRT K356064	1324059CP15 7/8-9 UNC K3060123	5379399KFOH4099	6012116C87FD BLOCK17, 45-54
1011181U7L/CU7L K3060100	1595671CM6L RETAINER85, 90	5379510KFQHC4097	6030833KFQ49-494
1011207CJ2 FT K3060100	1777806CM6H RETAINER82, 90	5379511KFQ46-598	6105464KFB26110
1011213CU7/U7 K3060101	1780648C21RFHD K356075	5379512KFQC40-695	6116380KFF70106
1011578C4B17, 22-31	1784646RT1 K3060118	5379514KFQ40-698	6116401KFF80106
10118843/4 16UNC NUT63, 69	1795208CM63 K70682	5379515KFQC46-596	6119230KFQR46-599
1011935LR87 RETAINER18-19, 46-53, 56	1800063BR1 K3560119	5379516KFW38-2104	6119251KFORH4696
1011942LR76 RETAINER19, 60, 64, 66, 69	1809484SL07 K356052	5379517KFW42R-2104	6143605KSC18121
1011961C21R RETAINER19, 74-75, 79	1817888SLR RETAINING RING19, 52, 56	5379518KFW42L-2105	6143606KSC19121
1011965C10 RETAINER19, 61-62, 65-66, 69	1844257RT2 K3560118	5379519KFW38M102	6143607KSC20122
1011967U75K18, 22-24, 32	1858587SLB01 - G17, 44, 52, 55	5379520KFW38102	6151438KFB26/2111
1011973U40 RETAINER18, 36-38, 41	1858622BR3 K3560120	5379521KFW42R103	6153849DS-59 HAMMER18, 32-33
1011978U43K19, 72-76, 79	1858633BR2 K706119	5379522KFW42L103			
1011982C30HP/U40HP BIT PULLER ASSEM18, 41	1858634BR4 K3560120	5379523KFB37-7110			
1011984C20/U43HP BIT PULLER ASSEM19, 79	1876905CM65 K70682	5379524KFB42-6112			
1012016C123/U50 HAMMER PULLER18-19, 56, 69	1880696DS01 K356025	5379525KFB42-7112			
1012047KRP4 PLIER18, 33	1886760C3RB BLOCK17, 60, 63-64, 66, 68	5379526KFB42-8113			
1012120C3R RETAINER19, 69	1890174LR55 RETAINER82-84, 90	5379527KFB35-5111			
1012223CM4 RETAINER87, 90	1898353CMB6-L17, 82-84, 88	5379528KFB58-12113			
1012247KHP2 KMTL PUNCH18-19, 32, 41, 56	1918736DS04 K3560MH26	5379529KFT31114			
1012273C2017, 72-77	1918738DS05 X K3560MH26	5379530KFT38114			
			2274671SM07 K70648	5379531KFT25115			
			2504867SD06 K3560MH45	5379532KFT25L116			
			2504868SD02 K3560MH44	5379533KFT25R116			
			2878291DS01-59 X K356027	5379534KFT19115			
						5380220DS101DR X K356022			

Catalogue No.	Page(s)	Catalogue No.	Page(s)	Catalogue No.	Page(s)	Catalogue No.	Page(s)
3/4 16UNF NUT	63, 69	CM6H RETAINER	82, 90	KFB42-7	112	RS16 K3560	65
3/8 16UNC NUT	87, 90	CM6L RETAINER	85, 90	KFB42-8	113	RS17 K3560	65
7/8-9 GD C T/L NUT	41	CM70T K357G	84	KFB58-12	113	RS18 K3560	66
BR1 K3560	119	CM71T K357G	83	KFF65-4	108	RS20 K3560	66
BR2 K706	119	CM72T K357G	84	KFF70	106	RT1 K3060	118
BR3 K3560	120	CMB4 BLOCK	17, 87, 89	KFF70-11	107	RT2 K3560	118
BR4 K3560	120	CMB5 BLOCK	17, 86, 89	KFF80	106	SD02 K3560MH	44
C 3T K3560	63	CMB6	17, 88	KFF80-12	107	SD06 K3560MH	45
C10 BLOCK	17, 68	CMB6-L	17, 82-84, 88	KFP51	122	SL02 K3560	53
C10 RETAINER	19, 61-62, 65-66, 69	CP15 7/8-9 UNC K3060	123	KFQ39H-6	94	SL04 K3560	52
C10FD BLOCK	17, 61-62, 65-67	CP16 1-8 UNC K3060	123	KFQ40-6	98	SL07 K3560	52
C10H	17, 67	CP18 1.1/4-5 ACME K3060	124	KFQ46-5	98	SLB01 - G	17, 44, 52, 55
C123/U50 HAMMER PULLER	18-19, 56, 69	CP18 HOLDER	125	KFQ49-4	94	SLR RETAINING RING	19, 52, 56
C1LRT K3560	64	CU7/U7 K3060	101	KFQC40-6	95	SM01 K706	46
C20	17, 72-77	DS PULLER	18, 32	KFQC46-5	96	SM02 K3560	46
C20/U43HP BIT PULLER ASSEM	19, 79	DS-59 HAMMER	18, 32-33	KFQH40	99	SM03 K706	47
C20FD BLOCK	17, 78	DS01 K3560	25	KFQHC40	97	SM04 K706	47
C21 K3560	72	DS01-59 X K3560	27	KFOR46-5	99	SM06 K3560	49
C21F 11NB K3560	74	DS04 K3560MH	26	KFORH46	96	SM07 K706	48
C21F HD K3560	73	DS04-59 X K3560	28	KFT19	115	SM08 K3560MH	51
C21HD K3560	72	DS05 X K3560MH	26	KFT25	115	SM09 K3560	50
C21R REMOVER TOOL W/ GRIP	19, 56, 69, 79	DS05-59 X K3560	28	KFT25L	116	U40 RETAINER	18, 36-38, 41
C21R RETAINER	19, 74-75, 79	DS05NB X K3560MH	27	KFT25R	116	U43K	19, 72-76, 79
C21RFHD K3560	75	DS101DR X K3560	22	KFT31	114	U70 PAD COATED PULLER	18, 41
C21RHD K3560	74	DS102DR X K3560	22	KFT38	114	U75K	18, 22-24, 32
C23 K3560	75	DS103DR X K3560	23	KFW38	102	U7L/CU7L K3060	100
C24 K3055	76	DS104DR X K3560	23	KFW38-2	104		
C30	17, 36-40	DS105DR X K3560	24	KFW38M	102		
C30-G	17, 40	DS106DR X K3560	24	KFW42L	103		
C30HP/U40HP BIT PULLER ASSEM	18, 41	DS3830H	17, 31	KFW42L-2	105		
C31PMHD 7/8 THD K3560MH	39	DSL 1070 RETAINER CLIP	18, 22-25, 26-28, 32	KFW42R	103		
C3R K3560	63			KFW42R-2	104		
C3R RETAINER	19, 69	DSL R-D RETAINER CLIP	33	KHP2 KMTL PUNCH	18-19, 32, 41, 56		
C3RB BLOCK	17, 60, 63-64, 66, 68	DT50 K3060	117	KR-112 BE RETAINER	18, 29-30, 33		
C4 1 K3560	30	DT87 K3560	117	KRP4 PLIER	18, 33		
C4 K3560	29	FD25-12.5-X K3560	36	KSC18	121		
C4B	17, 22-31	FD25-14-X K3560	36	KSC19	121		
C87B	17, 54	FD25-16-X K3560	37	KSC20	122		
C87FD BLOCK	17, 45-54	FD25-17.5-X K3560	37	LR51 RETAINER	86, 90		
CJ2 FT K3060	100	FD25W-17.5-X K3560	38	LR55 RETAINER	82-84, 90		
CJ2 H	17, 101	FD25W-19-X K3560	38	LR76 RETAINER	19, 60, 64, 66, 69		
CM4 RETAINER	87, 90	K150 PAD COATED PULLER	18, 32	LR87 RETAINER	18-19, 46-53, 56		
CM41 K3560	87	KFB23-4	109	LR87D SP RETAINER	18, 44-45, 56		
CM42 K3560	87	KFB26	110	M16 X 2 STOVER LOCK NUT	69		
CM51 K706	86	KFB26-5	109	RL07 K3560	60		
CM61 K3055	85	KFB26/2	111	RL08 K3560	60		
CM63 K706	82	KFB35-5	111	RL09 K3560	61		
CM65 K706	82	KFB37-7	110	RL10 K3560	61		
CM69T K357G	83	KFB42-6	112	RL11 K3560	62		





**Argentina**

Phone: +54 11 4719 0700

Fax: +54 11 4719 6116

Australia/New Zealand

Phone: +61 7 3801 5844

Fax: +61 7 3801 5826

k-sydn.service@kennametal.com

Brazil/Latin America

Phone: +55 19 3936 9200

Fax: +55 19 3936 9201

bra.marketing@kennametal.com

Chile

Phone: +56 2 2641177

Fax: 001 888 442 4964

China

Phone: +86 400 650 1388

Fax: +86 10 8561 5263

k-cn-earthwork.service@kennametal.com

Germany/European Served Area

Phone: +49 6172 737 498

Fax: +49 6172 737 42 453

mcs-ag.service@kennametal.com

India

Phone: +91 800 22198444

Phone: +91 080 43281444

Fax: 91 80 2839 1300

bangalore.information@kennametal.com

Japan

Phone: +81 3 3820 2855

Fax: +81 3 3820 2800

k-jp.service@kennametal.com

Korea

Phone: +82 2 2109 6100

Fax: +82 2 2109 6981

Malaysia

Phone: 6 03 5569 9080

Fax: 6 03 5569 0080

Poland/Slovakia/Baltics

Phone: +48 61 665 6520

Fax: +48 61 665 6521

zory.orders@kennametal.com

South Africa/Sub Saharan Area

Phone: +27 11397 3540

Fax: +27 11397 3222

**Singapore/Vietnam/
Philippines/Indonesia**

Phone: +65 6265 9222

Fax: +65 6861 0922

k-sg.sales@kennametal.com

Thailand

Phone: +66 2642 3455

Fax: +66 2641 2736 8

United States/Canada/Mexico

Phone: 800 458 3608

Fax: 800 521 3319

mcs-na.service@kennametal.com

Kennametal, the stylised K, Kencast, and NOVO are trademarks of Kennametal, Inc. and are used as such herein. The absence of a product, service name, or logo from this list does not constitute a waiver of Kennametal's trademark or other intellectual property rights concerning that name or logo.

©Copyright 2016 by Kennametal Inc., Latrobe, PA 15650. All rights reserved.

WORLD HEADQUARTERS

Kennametal Inc.

1600 Technology Way
Latrobe, PA 15650 USA

Phone: 1 800 446 7738 (United States and Canada)

ftmill.service@kennametal.com

EUROPEAN HEADQUARTERS

Kennametal Europe GmbH

Rheingoldstrasse 50

CH 8212 Neuhausen am Rheinfall

Switzerland

Phone: +41 52 6750 100

neuhausen.info@kennametal.com

ASIA-PACIFIC HEADQUARTERS

Kennametal Singapore Pte. Ltd.

3A International Business Park

Unit #01-02/03/05, ICON@IBP

Singapore 609935

Phone: +65 6265 9222

k-sg.sales@kennametal.com

INDIA HEADQUARTERS

Kennametal India Limited

CIN: L27109KA1964PLC001546

8/9th Mile, Tumkur Road

Bangalore - 560 073

Phone: +91 080 22198444 or +91 080 43281444

bangalore.information@kennametal.com



Kennametal Inc.
1600 Technology Way
Latrobe, PA 15650
USA

kennametal.com