



TRYGG

A product by Nøsted &



TRANSPORT



TRACTOR



CONSTRUCTION



FORESTRY



OFF ROAD VEHICLES



www.trygg.no

2020

About us

TRYGG chains is the only remaining chain manufactured in Norway, and is widely recognized as a global leader within its scope of expertise. By using high quality steel produced in European steelworks, and maintaining full control throughout the entire production process, TRYGG chains guarantees quality in every link. We pride ourselves on satisfying our customers supply chain requirements, and therefore maintain the largest “ready available” stocks in the business, both with regards to volume and product diversity. We also offer “Tailor made” solutions, and are the supplier of choice to many reputable companies within the shipbuilding, seismic, and oil and gas industries.

TRYGG chains are produced by Nøsted & AS, a family run company with nearly 80 years experience in chain production, which is situated in Mandal, Norway.

Nøsted & AS is a leading producer of chains used by the transport, construction, oil and gas, farming, forestry and fishery industries.

TRYGG chains has a global distribution network that supplies diverse products to customers in all regions of the world.

Technology

Modern technology is utilized in all phases of production. The company has recently invested heavily in upgrades within production and quality control, including a new test center as well as the introduction of a ground breaking, fully automated production line. Our hardening Facilities are world class, allowing us to manufacture premium quality chains for diverse purposes.

Certification

We currently hold the following ISO certificates:
ISO 9001:2008 NOR/EN NS 5960:2010
NS 9415:2009 Product certificate
ISO 14001-2015 Environmental certificate



CONTENTS



Specifications, including link dimensions, designs and weights are subject to change without prior notice.

Studded Light truck	1-2
Studded Heavy truck	3-8
Square Ice Light truck	9
Square Ice Heavy truck	10-11
Scan Trac Highway truck	12
Forklift / Skid steer	13
ATV / Compact tractor	14
Farm Tractor	15-18
Loader / Grader	19-20
SMT	21
SM2D	22
Ladder equipment	23
Safety Grip equipment	24
Net Link	25
Troll	26
Giant U / U-Grip	27
Ring Chains / Skidder	28-30
Tools & Parts	31-36

Production:

All TRYGG chains are produced entirely from first generation German alloy steel that contains nickel, boron and manganese. These alloy components are specially formulated to maximize the heat treatment hardening process that results in extreme durability and toughness.

Quality control testing is done throughout the production process from wire drawing to final packaging to provide our customers with the highest level of confidence in the reliability of our chains.

Warranty:

TRYGG chains are guaranteed to be free from defects in material and workmanship for a period of 90 days from initial use. Nosted & takes no responsibility for issues associated with the use of our chains and will not pay claims for vehicle damage, lost time or labor. Nosted & does not guarantee merchantability, fitness for particular use or wear ability over time. Suspected defects should be reported directly to the TRYGG dealer where the product was purchased.



Classic 6

- 6 mm - 1/4" crossers with round studs
- Aggressive, tall round studs grip ice and muddy terrain
- Light weight-easy to install
- Case hardened alloy



Round studs



Fastener

CLASSIC 6 - 1/4"				
400573	400584	400587	400594	400595
14 kg / 31 lbs	15 kg / 33 lbs	18 kg / 40 lbs	16 kg / 36 lbs	17 kg / 38 lbs
225/75-15	235/85-16	285/75-16	255/85-16	265/75-16
235/70-15	235/80-16	295/75-16	235/85-17	265/65-18
205/80-16	255/70-16	255/80-17	255/80-17	265/70-16
215/75-16	245/75-16	295/70-17	255/70-18	275/70-16
225/75-16	235/65-17	285/75-17	245/70-19,5*	265/65-17
215/65-17	245/60-17	295/65-18	255/75-17	255/70-17
215/70-17	275/60-17	275/70-18	245/75-18	275/65-17
225/65-17	225/75-17	285/60-20		275/60-18
	265/60-17	275/60-20		255/65-18
	245/60-18	33x11.5-20		255/55-20
	255/60-18	285/50-20		245/60-20
	235/65-18	275/65-20		255/60-20
	235/55-20			275/55-20
	255/50-20			
	265/45-20			
6 mm x 12 links 14 crosser	6 mm x 14 links 14 crosser	6 mm x 16 links 16 crosser	6 mm x 14 links 15 crosser	6 mm x 14 links 16 crosser
Lbs/pr	Lbs/pr	Lbs/pr	Lbs/pr	Lbs/pr

* Pre-fit chains prior to use

* Remove or secure excess links to avoid damage to the vehicle

TRYGG

FLEX-FIT 7



Light trucks



Flex-Fit 7

- Square studs 7 mm (9/32") x 9 mm (3/8") provide extreme grip and traction
- Square studs are 35% bigger than round, longer lasting
- "Multi-fit" easily shortened without tools, "Magic links"
- Cams cinch chains snug to the tires
- Deep case hardened, alloy steel




Large studs



Tightening cams



Magic links



Removable crosser

FLEX-FIT 7 - 9/32"

491901	491902	491903	491904	491905	491906	491908	491909
12 kg / 26 lbs	16 kg / 35 lbs	17.5 kg / 39 lbs	16 kg / 35 lbs	17.5 kg / 39 lbs	19 kg / 42 lbs	19 kg / 42 lbs	20.5 kg / 45 lbs
195/75-16	8.25-15	8.25-16*	255/70-15	255/85-15*	9.00-16*	10.00-15	35x12.50-15
195-16	215/80-15*	9.5-16*	265/70-15	32x11.50-15*	8.25-18*	33x12.50-15	36x12.50-15
215/75-16	235/75-15	9R-17.5*	30x9.50-15*	245/85-16*	10-19.5	300/70-15*	35x12.50-16
225/65-16	7.00-16	9.5-17.5	31x10.50-15	255/85-16	285/70-19.5*	12-16.5	255/100-16
8.00-16.5	7.50-16	10-17.5	31x11.50-15	265/75-16	8.25-20	33x12.50-16.5	315/75-16
215/60-17	215/85-16	7.00-18*	225/75-16*	280/85-16	35x12.50-20	275/60-22.5	36x12.50-16.5
225/55-17	225/85-16	7.50-18*	245-16	8.25-17	9-22.5		315/80-16.5
205/65-17.5	235/70-16	255/70-18*	245/75-16	265/70-17	9R-22.5		35x12.50-17
205/75-17.5	235/85-16	8-19.5*	245/85-16	245/75-17.5*	255/70-22.5		315/70-17
	8.75-16.5*	255/60-19.5*	265/75-16	265/70-17.5*	255/80-22.5		9.00-18
	7.00-17	7,00-20	275/70-16	285/75-17.5	265/70-22.5		275/80-19.5
	7.50-17	7.50-20	31x10.50-16	265/70-18	275/80-22.5		295/70-19.5
	235/80-17	8-22.5	9.50-16,5	275/70-18	285/75-22.5		295/75-19.5
	265/65-17		10-16.5	285/65-18	305/70-18		305/70-19.5
	8.5-17.5		265/70-17	285/70-18			295/60-22.5
	205/75-17.5*		275/60-17*	9-19.5			305/60-22.5
	215/70-17.5*		225/70-17.5*	245/70-19.5			
	215/75-17.5		265/65-18	265/70-19.5			
	225/75-17.5		245/60-19.5	275/70-19.5			
	235/75-17.5			235/80-20			
	245/70-17.5			275/60-20			
	235/70-19.5			285/65-20			
7 mm x 8 links 8 crosser	* Remove one crosser 7 mm x 9 links 10 crosser	* Remove one crosser 7 mm x 9 links 11 crosser	* Remove one crosser 7 mm x 11 links 9 crosser	* Remove one crosser 7 mm x 11 links 10 crosser	* Remove one crosser 7 mm x 11 links 12 crosser	* Remove one crosser 7 mm x 13 links 10 crosser	7 mm x 13 links 11 crosser

TRYGG SUPER 7

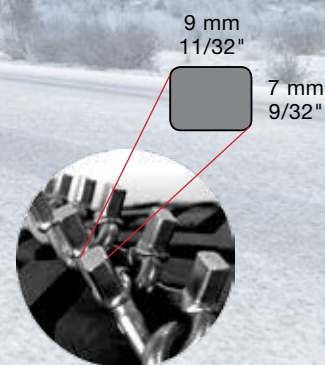
Heavy trucks



Single



Dual Triple



Large square studs
35% bigger
than round

- Strong & Light weight
- 7 mm (9/32") crossers, deep case hardened
- 6 mm (1/4") side chains, hardened alloy
- Crossers per tire equal to Classic 8
- 6 link crosser spacing


SUPER 7 - 9/32"	Single			Dual Triple			Cross link
	Tire size	no cams	w/cams	Weight kg/lbs	no cams	w/cams	
9:00-20 10-22.5	490364	491364	20 / 44	494364	495364	36 / 79	10
11R-22.5 275/80-22.5 285/75-22.5 295/75-24.5	490374	491374	22 / 48	494374	495374	41 / 90	11
11R-24.5 295/75-24.5	490375	491375	23 / 51	494375	495375	43 / 95	11
12R-22.5 11:00-20 305/75-24.5 315/75-22.5	490384	491384	24 / 53	494384	495384	44 / 97	12
12:00-20 11:00-22 13-22.5	490385	491385	25 / 55	494385	495385	46 / 101	12
12R-24.5 12:00-24	490386	491386	27 / 59	494386	495386	50 / 110	12
315/80-22.5	490394	491394	27 / 59	-	-	-	12
385/65-22.5	490424	491424	29 / 64	-	-	-	16
425/65-22.5	490444	491444	30 / 66	-	-	-	18
445/65-22.5	490446	491446	34 / 75	-	-	-	18
445/50-22.5	490442	491442	30 / 66	-	-	-	17
455/55-22.5	490448	491448	32 / 70	-	-	-	17

TRYGG SUPER 7

Heavy trucks



Tight 7



- “Double duty”
- 50 % more crossers, more traction
- 4 link crosser spacing

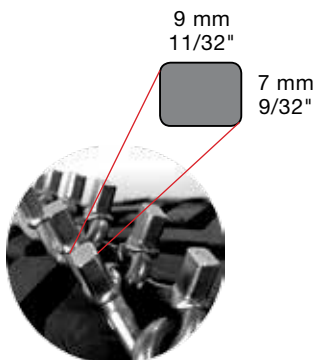
SUPER 7 TIGHT 9/32"				
Tire size	no cams	w/cams	Weight kg/lbs	Cross link
11R-22.5	492374	497374	30 / 66	11
11R-24.5	492375	497375	32 / 70	11
12R-22.5	492384	497384	33 / 73	12
12:00-20	492385	497385	34 / 75	12
12R-24.5 12:00-24	492386	497386	37 / 81	12
315/80-22.5	492394	497394	34 / 75	12
385/65-22.5	492424	497424	36 / 79	16
425/65-22.5	492444	497444	40 / 88	18
445/65-22.5	492446	497446	44 / 96	18
445/50-22.5	492442	497442	38 / 84	17
455/55-22.5	492448	497448	40 / 88	17

TRYGG SUPER 7

Heavy trucks



Grizzly 7



- “Triple duty”
- Full crossers, extreme traction
- 2 link crosser spacing

SUPER 7 GRIZZLY 9/32"			
Tire size	no cams	Weight kg/lbs	Cross link
11R-22.5	498374	51 / 112	11
11R-24.5	498375	55 / 121	11
12R-22.5 11:00-20	498384	55 / 121	12
12:00-20	498385	58 / 128	12
12R-24.5 12:00-24	498386	63 / 139	12
315/80-22.5	498394	60 / 132	12
385/65-22.5	498424	65 / 143	16
425/65-22.5	498444	72 / 158	18
445/65-22.5	498446	83 / 182	18

TRYGG

CLASSIC 8




Heavy trucks



Single



Dual Triple



8,8 mm
11/32"



Cam tightener

- Durable & Dependable
- 8 mm (5/16") crossers with oversize round studs
- 8 mm (5/16") side chain, 10 mm (3/8") hooks
- Deep case hardened alloy
- 4 link crosser spacing

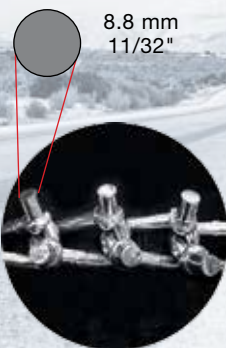
CLASSIC 8 - 5/16"	Single			Dual Triple			Cross link
	Tire size	no cams	w/cams	Weight kg/lbs	no cams	w/cams	
9:00-20 10-22.5	450364	457364	31 / 68	454364	457365	57 / 125	9
11R-22.5 275/80-22.5 285/75-22.5 285/80-22.5	460200	460201	34 / 75	464200	464201	62 / 136	10
11R-24.5 295/75-24.5	460220	460221	36 / 79	464220	464221	66 / 145	10
12R-22.5 11:00-20 305/75-24.5 315/75-22.5	460222	460223	37 / 81	464222	464223	69 / 152	11
12:00-20 12R-24.5 11:00-22	460230	460231	40 / 88	464230	464231	73 / 161	11
12:00-24	460232	460233	42 / 92	464232	464233	74 / 163	12
315/80-22.5	460394	460395	37 / 82	-	-	-	12
385/65-22.5	450924	457424	40 / 88	-	-	-	12
425/65-22.5	450944	457444	43 / 94	-	-	-	16
445/65-22.5	450895	457895	48 / 105	-	-	-	16
445/50-22.5	450442	457442	41 / 90	-	-	-	16
455/55-22.5	450448	457448	43 / 94	-	-	-	17

TRYGG CLASSIC 8

Heavy trucks



Tight 8



8.8 mm
11/32"

- Double duty
- Increased traction
- Smoother running on steering wheel
- 8 mm (5/16") crossers
- 2 link crosser spacing

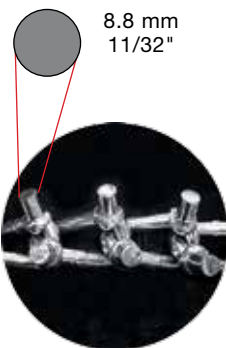
TIGHT 8 - 5/16"		
Tire size	Single	Weight kg/lbs
11R-22.5	452200	57 / 125
11R-24.5	452220	59 / 131
12R-22.5	452222	81 / 179
12R-24.5	452230	66 / 145
12:00-24	452232	69 / 152
315/80-22.5	452394	60 / 132
385/65-22.5	452924	62 / 136
425/65-22.5	452944	75 / 165
445/65-22.5	452895	82 / 180
445/50-22.5	452442	67 / 147
455/55-22.5	452448	72 / 158

TRYGG CLASSIC 8

Heavy trucks



Snake 8



8.8 mm
11/32"

- Increased side hill grip
- improved control on steering wheels
- 8 mm (5/16") crossers


SNAKE 8 - 5/16"			
Tire size	no cams	w/cams	Weight kg/lbs
11R-22.5	459200	459201	46 / 101
11R-24.5	459220	459221	48 / 105
12R-22.5	459222	459223	54 / 118
12R-24.5	459230	459231	56 / 123
12:00-24	459232	459233	58 / 127
315/80-22.5	459394	459395	48 / 105
385/65-22.5	459424	459425	56 / 123
425/65-22.5	459444	459445	59 / 129
445/65-22.5	459446	459447	61 / 134

TRYGG SQUARE STUD 8

 Heavy trucks



Dual Triple



- Same as classic 8, but with square studs
- 35% larger studs increase service life

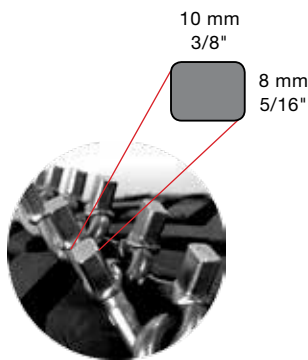
Tire size	SQUARE STUD 8 5/16"			Single				Dual Triple		
	no cams	w/cams	Weight kg/lbs	no cams	w/cams	Weight kg/lbs	Cross link			
11.00-24.5 295/75-24,5	460220SQ	460221SQ	37 / 81	464220SQ	464221SQ	67 / 148	10			
11.00-20 12R-22.5 295/80-22.5	460222SQ	460223SQ	38 / 82	464222SQ	464223SQ	70 / 155	11			
11.00-22 12.00-20 12-24.5	460230SQ	460231SQ	41 / 90	464230SQ	464231SQ	74 / 164	12			
12.00-24	460232SQ	460233SQ	42 / 93	464232SQ	464233SQ	76 / 167	12			

TRYGG HYBRID 8

 Heavy trucks



Single



- Light weight for easy handling
- Deep hardened 6 mm side chain and 8 mm hooks

Tire size	HYBRID 8 - 5/16"			Single			Dual Triple		
	no cams	w/cams	Weight kg/lbs	no cams	w/cams	Weight kg/lbs	Cross link		
10.00-22 11-24.5 295/75-24.5	460220H	460221H	27 / 59	464220H	464221H	48 / 106	10		
11.00-20 12R-22.5 295/80-22.5	460222H	460223H	28 / 62	464222H	464223H	51 / 112	11		
11.00-22 12.00-20 12-24.5	460230H	460231H	30 / 66	464230H	464231H	54 / 119	12		
12.00-24	460232H	460233H	31 / 68	464232H	464233H	56 / 123	12		

TRYGG SUPER DUTY 9.5


 **Heavy trucks**



Single



Dual Triple



11 mm
7/16"

- Heavy & Powerfull
- 9.5 mm (3/8") crossers, 11 mm (7/16") studs
- 8 mm (5/16") side chain, 11 mm (7/16") hooks

SUPER DUTY 9.5 - 3/8"	Single			Dual Triple			Cross link
	Tire size	no cams	w/cams	Weight kg/lbs	no cams	w/cams	
11R-24.5	460620	460621	50 / 110	464620	464621	94 / 207	8
12R-22.5 11:00-20	460622	460623	52 / 114	464622	464623	98 / 216	9
12R-24.5 12:00-20	460630	460631	55 / 121	464630	464631	104 / 229	9
12:00-24	460632	460633	58 / 128	464632	464633	110 / 242	10
14:00-20	460634	460635	61 / 134	464634	464635	116 / 255	13
14:00-24	460638	460639	65 / 143	464638	464639	124 / 273	13

TRYGG SQUARE ICE 7



Light trucks



Square Ice 7

- Square profile links 7 mm (9/32") provide excellent grip and traction on icy roads
- "Multi-fit" easily shortened without tools, "Magic links"
- Cams cinch chains snug to the tires
- Deep case hardened, alloy steel, made in Europe




Square links



Tightening cams



Magic links



Removable crosser

SQUARE ICE 7 - 9/32"

475901	475902	475903	475904	475905	475906	475908	475909
11 kg / 24 lbs	14.5 kg / 32 lbs	16 kg / 35 lbs	14.5 kg / 32lbs	16 kg / 35 lbs	17 kg / 37 lbs	17 kg / 37 lbs	18.5 kg / 41 lbs
195/75-16	8.25-15	8.25-16*	255/70-15	255/85-15*	9,00-16*	10.00-15	35x12.50-15
195-16	215/80-15*	9.5-16*	265/70-15	32x11.50-15*	8,25-18*	33x12.50-15	36x12.50-15
215/75-16	235/75-15	9R-17.5*	30x9.50-15*	245/85-16*	10-19,5	300/70-15*	35x12.50-16
225/65-16	7.00-16	9.5-17.5	31x10.50-15	255/85-16	285/70-19,5*	12-16.5	255/100-16
8.00-16,5	7.50-16	10-17.5	31x11.50-15	265/75-16	8,25-20	33x12.50-16.5	315/75-16
215/60-17	215/85-16	7.00-18*	225/75-16*	280/85-16	35x12,50-20	275/60-22.5	36x12.50-16.5
225/55-17	225/85-16	7.50-18*	245-16	8.25-17	9-22,5		315/80-16.5
205/65-17.5	235/70-16	255/70-18*	245/75-16	265/70-17	9R-22,5		35x12.50-17
205/75-17.5	235/85-16	8-19.5*	245/85-16	245/75-17.5*	255/70-22,5		315/70-17
	8.75-16.5*	255/60-19.5*	265/75-16	265/70-17.5*	255/80-22,5		9.00-18
	7.00-17	7.00-20	275/70-16	285/75-17.5	265/70-22,5		275/80-19.5
	7.50-17	7.50-20	31x10.50-16	265/70-18	275/80-22,5		295/70-19.5
	235/80-17	8-22.5	9.50-16,5	275/70-18	285/75-22,5		295/75-19.5
	265/65-17		10-16.5	285/65-18			305/70-19.5
	8.5-17.5		265/70-17	285/70-18			295/60-22.5
	205/75-17.5*		275/60-17*	9-19.5			305/60-22.5
	215/70-17.5*		225/70-17.5*	245/70-19.5			
	215/75-17.5		265/65-18	265/70-19.5			
	225/75-17.5		245/60-19.5	275/70-19.5			
	235/75-17.5			235/80-20			
	245/70-17.5			275/60-20			
	235/70-19.5			285/65-20			
7 mm x 9 links 8 crosser	*Remove one crosser 7 mm x 11 links 10 crosser	*Remove one crosser 7 mm x 11 links 11 crosser	*Remove one crosser 7 mm x 13 links 9 crosser	*Remove one crosser 7 mm x 13 links 10 crosser	*Remove one crosser 7 mm x 13 links 12 crosser	*Remove one crosser 7 mm x 15 links 10 crosser	7 mm x 15 links 11 crosser

TRYGG SQUARE ICE 7

 **Heavy trucks**




Single



Dual Triple

7 mm
9/32"



- Square profile 7 mm (9/32") crossers
- Grip and traction on paved roads
- Alloy steel deep case hardened
- Long service life without breakage
- 6 mm (1/4") side chain eases installation

Tire size	Single			Dual Triple			Cross link
	no cams	w/cams	Weight kg/lbs	no cams	w/cams	Weight kg/lbs	
9:00-20 10R-22.5 275/80-22.5	475090	475091	25 / 55				12
11R-22.5 285/75-22.5 285/80-22.5 275/80-22.5	475100	475101	26 / 57	469100	469101	47 / 103	13
11R-24.5 295/75-24.5 315/80-22.5 11:00-20 12R-22.5 305/75-24.5 315/75-22.5	475110	475111	27 / 59	469110	469111	48 / 106	14
12:00-20 11:00-22 13R-22.5	475120	475121	29 / 64	469120	469121	52 / 114	15
12R-24.5 12:00-24	475130	475131	31 / 68	469130	469131	56 / 123	16
385/65-22.5	475123	475124	30 / 66	-	-	-	18
425/65-22.5	475144	475145	33 / 72	-	-	-	19
445/65-22.5	475127	475128	34 / 75	-	-	-	20
445/50-22.5	475125	475126	32 / 70	-	-	-	20
455/55-22.5	475148	475149	33 / 73	-	-	-	21

TRYGG SQUARE ICE 8

 **Heavy trucks**



Single



Dual Triple

8 mm
5/16"



- Square profile 8 mm (5/16") crossers
- Grip and traction on paved and gravel roads
- Alloy steel deep case hardened
- Extra long service life
- 6 mm (1/4") side chain eases installation

Tire size	Single			Dual Triple			Cross link
	no cams	w/cams	Weight kg/lbs	no cams	w/cams	Weight kg/lbs	
11R-22.5 275/80-22.5 285/75-22.5 285/80-22.5	475200	475201	33 / 73	469200	469201	60 / 132	11
11R-24.5 295/75-24.5 315/80-22.5 12R-22.5 11:00-20 305/75-24.5	475220	475221	34 / 75	469220	469221	62 / 136	11
12:00-20 11:00-22 13R-22.5	475170	475171	37 / 81	469170	469171	67 / 147	13
12R-24.5 12:00-24	475230	475231	39 / 86	469130	469131	70 / 154	14
385/65-22.5	475323	475324	40 / 88	-	-	-	16
425/65-22.5	475344	475345	41 / 90	-	-	-	18
445/65-22.5	475427	475428	43 / 95	-	-	-	19
445/50-22.5	475325	475326	40 / 88	-	-	-	19
455/55-22.5	475348	475349	41 / 90	-	-	-	20

TRYGG SCAN TRAC 5



Light & heavy trucks



Scan Trac 5

- Light, strong, durable
- Highway traction and front wheel steering application
- Smooth running
- Preferred by drivers running mountain passes
- Cam tighteners ensure snug fit

5 mm
13/64"

5 mm
13/64"



SCAN TRAC 5 - 13/64"		Single		Section stock # No hooks
Tire size		Stock #	Weight kg/lbs	
36x13.50-15	315/70-17	477032	15 / 33	478275
37x13.00-17		477033	16 / 35	478317
195/70-16	215/60-16	477052	11 / 24	478155
215/70-16	205/75-16 225/70-15	477055	11 / 24	478157
215/75-17.5	215/85-16 255/75-15	477060	11 / 24	478157
8.75-16.5	30x9.50-15 205/75-17.5 225/75-16	477070	11 / 24	478157
235/75-17.5		477071	12 / 26	478195
7.00-16	225/70-15 215/75-16	477079	11 / 24	478155
7.50-16	8.5-17.5 9.50-16.5 225/75-17.5 235-16 245/75-16	477080	12 / 26	478195
9.5R-17.5	8.25-15 265/70-17	477081	12 / 26	479195
10R-17.5		477082	13 / 29	478197
245/70-19.5	265/70-17.5 280/70-16	477083	13 / 29	478217
265/70-19.5		477084	13 / 29	478217
255/70-22.5	10R-19.5	477085	14 / 31	478195
295/60-22.5		477086	14 / 31	478237
275/70-22.5	255/80-22.5	477087	14 / 31	478237
295/70-22.5		477088	16 / 35	478237
8.25-20	9R-22.5	477089	14 / 31	478195
9.00-20	10R-22.5	477090	15 / 33	478197
10.00-20	11R-22.5 295/75-22.5	477100	16 / 35	478237
305/70-22.5	315/70-22.5	477110	16 / 35	478237
10.00-22	11.00-20 11-24.5 12R-22.5 295/80-22.5	477112	16 / 35	478237
315/80-22.5		477120	17 / 37	478277
13R-22.5	12.00-20 345/75-22.5 14/80-20	477126	11 / 24	478217
315/80-22.5-EW	360/80-20	477127	12 / 26	478195
245/70-17.5	225/70-19.5	477130	17 / 37	478277
245/75-17.5	265/75-16	477182	13 / 29	478215
350/75-22.5		477184	16 / 35	478315
285/75-16	265/75-16-EW	477190	18 / 40	478357
400/55-17.5		477220	14 / 31	478237
445/50-22.5		477224	15 / 33	478277
285/60-22.5	35x12.50-15	477226	15 / 33	478275
305/60-22.5		477249	14 / 31	478237
315/60-22.5		477250	14 / 31	478195
285/70-22.5		477251	14 / 31	478257
285/70-19.5	280/85-16 33x12.50-15	477317	15 / 33	478257
305/70-19.5	265/75-22.5	477319	17 / 37	478275
355/50-22.5		477320	17 / 37	478275
385/65-19.5	385/55-22.5	477321	21 / 46	478277
385/65-22.5	365/80-20 14.5-20	477322	17 / 37	478317
385/95-20		477323	16 / 35	478277
365/85-20	385/65-22.5-EW	477324	17 / 37	478317
425/55-19.5	455/40-22.5	477325	19 / 42	478357
435/50-22.5		477327	20 / 44	478317
425/65-22.5	16.5-22.5	477329	16 / 35	478357
445/65-22.5	18-22.5	477430	16 / 35	478197
435/50-19.5	445/45-19.5	477190	32/71	
295/80-22.5-Narrow Track				
445/50-22.5				

SCAN TRAC 5 - 13/64"		Dual Triple		Section stock # No hooks
Tire size		Stock #	Weight kg/lbs	
215/75-17.5	215/85-16 255/75-15	477061	21 / 46	478157
10.00-20	11R-22.5 295/75-22.5	477101	29 / 64	478237
305/70-22.5	315/70-22.5	477111	29 / 64	478237
10.00-22	11.00-20 11-24.5	477113	29 / 64	478217
12R-22.5	295/80-22.5	477426	21 / 46	478357
315/80-22.5		477435	25 / 55	478237
435/50-19.5	445/45-19.5	477471	12 / 26	478175
255/70-22.5	10R-19.5	477487	26 / 57	478217
235/75-17.5	225/70-19.5	477488	28 / 62	478237
275/70-22.5	265/75-22.5	477720	31 / 68	478257
295/70-22.5				
385/65-22.5	365/80-20			

Cross hooks 320060 - 6 mm

TRYGG HELENE 7

Skid-steer & Forklift



Helene



- Diamond pattern fits tight, runs smooth
- Square profile links with bar studs provide great grip and long service life
- More tire sizes available

HELENE		
Tire size	Stock #	Weight kg/lbs
21x8-9	414350	16 / 35
23x9-10	414360	18 / 40
7.00-12	414320	21 / 46
7.00-15	414330	22 / 48
7.50-15	414335	24 / 53
8.15-15	414340	21 / 46
8.25-15	414345	26 / 57
28x9-15	414370	25 / 55
250/70-15	414380	23 / 51
32x12.5-15	414490	32 / 70
300-15	414490	32 / 70
10x16.5	414082	34 / 74
12x16.5	414201	35 / 77
14x17.5	414084	36 / 79
27x8.5-15	414346	28 / 61
27x10.5-15	414481	30 / 66

TRYGG SQUARE 7

Skid-steer & Forklift



Square 7



- 7 mm (9/32") square profile links
- Tight two link spacing ensures 2 crossers are always gripping
- Boomers cinch chains tight
- More tire sizes available
- Also available in 8 mm square profile
- Also available with studs in 7 mm (9/32") and 8 mm (5/16")

SQUARE 7 - 9/32"		
Tire size	Stock #	Weight kg/lbs
6.00-9	413212	19 / 42
6.50-10	413313	21 / 46
7.00-12	413320	23 / 50
7.00-15	413330	24 / 53
7.50-15	413335	26 / 57
8.25-15	413345	23 / 51
8.15-15	413340	28 / 62
8.25-20	413346	29 / 64
9.00-20	413347	33 / 73
32x12.1-15	413390	34 / 75
28x12.50-15	413385	33 / 75
225/75-15	413374	25 / 55
250-15	413380	25 / 55
32x12.5-15	413390	34 / 75
10x16.5	413382	36 / 80
12x16.5	413301	37 / 82
14x17.5	413384	38 / 84

TRYGG ALL TERRAIN 6



Compact tractor & ATV



ATV



- Diamond pattern stays on top of lugs for continuous grip
- Studs on every second link increase ground penetration
- Low profile, needs only 1 1/2 inch side wall clearance and 2 inch for fender clearance

ALL TERRAIN 6 - 1/4"

Tire size	Stock #	Weight kg/lbs
16x8-7	425206	9 / 20
16x6.50-8 170/60-8	425207	10 / 22
5.00-12 5.00-10	425208	11 / 24
18x8.50-8 18x8.50-10	425209	13 / 29
205/80-12	425210	14 / 31
20x10-8 20x9-8 20x8-8 20x8-10	425211	13 / 29
23x8.00-12 23x8.50-12 23x8.50-14 23x10.50-12 23x10.00-10 24x9.00-11 24x8.50-14 24x9.00-12 25x8.00-12 220/55-12	425220	13 / 28
24x10.5-12 25x10.00-12 25x10.00-10 26x8.00-12 24x8-12 26x8.00-14 24x8.50-12 205/65-15 205/85-12 23x10.50-12 26x9.00-12 25x8.50-14	425225	15 / 33
6.00-12, 6.00-14	425226	14 / 31
24x10.00-11 24x11.00-10 24x11.50-10 25x10.00-10 25x10.00-12 25x11.00-10 26x10.50-12 25x10.50-12 25x12.00-9	425230	13 / 28
25x11.00-10 25x12.50-12 26x10.50-12	425240	14 / 31
26x10.00-14	425249	16 / 35
11 0/65-12 25x12.50-10 25x12.50-12 26x10.00-12 26x10.50-12 26x11.00-12 26x12.00-12 27x9.00-12 27x12.00-12 27x9.00-14 27x11.00-14 255/60-14	425250	15 / 33
28x12.00-12 27x12.00-12	425255	17 / 37
27x8.50-15	425312	20 / 44
7.00-16 8.00-16	425327	21 / 46
27x10.50-15 27x9.50-15 7.00-12 7.00-14 30x9.00-14 28x8.50-14	425328	20 / 44
27x12.5-15 29x12.5-15 31x12.5-15	425340	21 / 46
12-16.5 33x12.5-15	425356	24 / 53
7:50-18 8:00-18 8.3-22 8.3-24	425358	24 / 54
11.2-16 12.4-16 13.6-16	425360	27 / 59

TRYGG SAFETY GRIP 7



Farm tractors



Safety Grip 7



- Traction for farm tractors working on icy hard packed surfaces
- Light weight makes “on” and “off” easy for intermittent use
- Safety Grip pattern keeps the chain on top of the lugs for continuous grip
- “Wear bars” increase grip and extend service life
- Easily adjusted to fit new and used tires
- Deep case hardened alloy steel

SAFETY GRIP 7 / 9/32"

Item #	Item #	Item #	Item #	Item #
513399	513416	513504	513524	513602
Weight	Weight	Weight	Weight	Weight
47kg / 103 lbs	75kg / 165 lbs	29kg / 64 lbs	48kg / 106 lbs	53kg / 117 lbs
450/65-28	580/70-34	9.5-20	12.4-38	520/75-26
480/60-25	650/60-38	9.5-24	13.6-36	525/80-25
480/65-28	650/65-34	10.5-20	13.6-38	600/55-26.5
480/70-24	650/65-38	11.2-20	340/85-38	600/60-28
480/70-26				600/65-25
14.00-24/25	Item #	12.5/80-18	Item #	600/65-28
17.5-25	513417	31x10.50-15	513551	650/50-22.5
14.9-26	Weight	320/70-20	Weight	650/65-26.5
14.9-28	80kg / 176 lbs	365/70-18	53kg / 117 lbs	20.5-25
14.9-30	580/70-42	Item #	440/80-28	20R-24
16.5/85-24	620/70-42	513512	440/80-30	
16.9-24	650/65-42	Weight	445/95-25	Item #
16.9-26	650/75-38	39kg / 86 lbs	480/65-30	513766
365/85-20	710/60-38	11.2-28	480/70-28	Weight
380/85-24	20.8-42	12.4-24	480/70-30	60kg / 132 lbs
380/85-28	Item #	12.4-28	480/80-26	23.5-25std
380/85-30	513418	13.6-24	480/80-28	23.5-25L5
385/95-25	Weight	280/85-28	500/65-28	Item #
400/80-28	62kg / 136 lbs	320/70-28	520/60-28	513991
405/70-18	460/85-34	320/85-24	520/65-28	Weight
420/70-28	480/70-34	320/85-28	520/65-30	32kg / 70 lbs
420/70-30	480/80-30	340/80-24	540/65-28	19.0/45-17
420/85-24	480/80-34	340/85-24	540/65-30	505/50-17
440/65-28	520/70-30	360/70-24	16.00-24/25	505/50-17.5
440/65-28	520/70-34	Item #	16.5/85-28	Item #
Item #	520/70-34	513514	16.9-28	513992
513414	540/65-34	Weight	16.9-30	Weight
Weight	540/70-30	45kg / 99 lbs	18.4-26	33kg / 73 lbs
68kg / 150 lbs	580/65-30	12.4-32	420/85-28	500/50-17
600/65-34	600/60-30.5	12.4-36	420/85-28	500/60-15.5
600/65-38	600/65-30.5	Item #	Item #	525/55-17
620/75-30	18.00-24/25	513522	513552	
650/60-34	16.9-38	Weight	Weight	
23.5-25std	18.4-34	43kg / 95 lbs	53kg / 117 lbs	
Item #	420/85-38	13.00-24/25	440/80-34	
513415	Item #	13.6-28	460/85-30	
Weight	513419	14.9-38	14.9-38	
68kg / 150 lbs	Weight	14.9-24	15.5-38	
520/85-38	62kg / 136 lbs	15.5/70-25	16.9-34	
540/70-38	460/85-34	340/85-28	18.4-30	
540/80-38	460/85-38	360/70-28	420/70-34	
580/70-38	480/70-38		420/85-30	
600/60-38	480/80-38		420/85-34	
600/70-30	520/70-38			
600/70-34	540/65-38			
20.8-34	540/70-34			
20.8-38	18.4-38			

SAFETY GRIP 7 - 9/32"

Item #	Item #	Item #	Item #	Item #
513179	513305	513387	513388	513397
Weight	Weight	Weight	Weight	Weight
25kg / 55 lbs	26kg / 57 lbs	31kg / 68 lbs	33kg / 73 lbs	43kg / 95 lbs
7.50-18	12.4-16	10.00-20	14.5/80-18	445/65-22.5
8.00-18	15.0/55-17	11.00-20	14.5-20	445/70-24
8.3-22	15.0/55-18	11.2-24	15-19.5	44x18.00-20
8.3-24	31x15.50-15	12.4-20	355/80-20	455/70-24
10-16.5	33x15.50-15	12.5-18	360/80-20	460/65-24
12-16.5	36x14.00-15	12.5-20	365/80-20	15.5-25
12.0/75-18	38x12.50-17	12R-22.5	375/75-20	14.00-20
13/70-16	400/60-15.5	13.6-16	380/70-20	15.5/70-25
260/80-20	425/55-17	14-17.5	400/55-22.5	15.5/80-24
280/70-16	Item #	300/70-20	400/60-22.5	16.0/70-24
280/70-18	513313	300/70-24	41x14.00-20	380/65-24
31x13.00-16	Weight	300/75-20	425/55-17	380/70-24
Item #	480/65-24	300/80-24	Item #	380/70-28
513302	480/70-24	320/70-24	513396	395/85-20
Weight	495/70-24	320/80-18	Weight	400/60-26.5
24.5kg/ 54 lbs	495/70-25	320/85-20	39kg / 86 lbs	400/65-26.5
8.25-15	500/60-22.5	335/80-18	12.00-20	400/80-24
10.0/75-15.3	500/60-26.5	335/80-20	14.5-20	405/70-24
10.5/80-18	500/70-24	360/70-20	14.9/80-20	420/65-24
11.5/80-15.3	520/65-24	370/75-20	14.9-20	420/70-24
300-15	520/65-24 IND	38x14.00-20	16/70-20	425/75-20
31x10.50-15	525/65-20.5		18R-19.5	440/65-24
31x11.50-15	540/65-24		355/80-20	440/70-24
33x12.50-15	19.5L-24		360/80-24	
33x13.50-15	440/80-24		385/65-22.5	
			395/80-20	
			400/70-20	
			405/70-20	
			420/65-20	

TRYGG FAST TRAC 8



Farm tractors

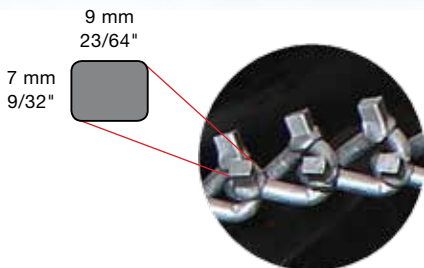


Fast Trac 8

- Traction for farm tractors working Off Road
- Well suited to snow removal and log skidding
- Fast Trac pattern keeps the chain on top of the lugs for continuous grip
- Large square studs provide traction on snow, ice and steep terrain
- "Light weight" eases handling and installation
- Multi Fit design easily adjusts to fit new and worn tires
- Low profile, needs only 2" sidewall clearance and 3" fender clearance
- Alloy steel deep case hardened provides extra long reliable service life

FAST TRAC 8 - 5/16"

Item #	Item #	Item #	Item #	Item #	Item #	Item #
581010	581015	581020	581025	581030	581035	581040
Weight	Weight	Weight	Weight	Weight	Weight	Weight
72 kg	64 kg	59 kg	53 kg	48 kg	47 kg	41 kg
158 lbs	141 lbs	130 lbs	117 lbs	106 lbs	103 lbs	90 lbs
18.00-33	16.9-38	14.9-28	18.4-26	13.00-24	11.2-24	11.2-16
20.8-34	18.4-30	14.9-30	480/60-28	14.9-20	11.2-28	12.4-16
20.8-38	18.4-34	14.9-38	480/65-24	14.9-24	12.4-24	13.6-16
20.8-42	18.4-38	15.5-38	480/65-28	340/85-28	12.4-28	
23.1-26	20.5-25	16.9-24	480/70-24	360/70-24	13.6-24	
23.1-30	420/85-38	16.9-26	480/70-28	360/70-28	13.6-28	
23.1-34	460/85-34	16.9-28	495/70-25	360/80-24	280/85-28	
24.5-32	480/70-30	16.9-30	500/60-26.5	365/80-20	300/70-24	
520/70-38	480/70-34	16.9-34	500/65-26.5	365/85-20	320/70-24	
520/85-38	480/70-38	18.4-26	500/65-28	375/75-20	320/70-28	
540/70-34	480/80-30	380/85-28	520/60-28	380/70-20	320/85-24	
540/80-38	480/80-34	380/85-30	520/65-24	380/70-24	320/85-28	
580/70-34	480/80-38	385/95-25	520/65-28	380/70-28	340/80-24	
580/70-38	520/70-30	420/70-30	525/65-20.5	380/85-24	340/85-24	
580/70-42	520/70-34	420/70-34	540/65-24	395/80-20	360/70-20	
600/55-38	540/65-30	420/85-28	540/65-28	400/80-24		
600/60-38	540/65-34	420/85-30	17.5-25 std	405/70-18		
600/65-28	540/65-38	420/85-34	14.00-24/25	405/70-20		
600/65-34	540/70-30	440/80-24		405/70-24		
600/65-38	540/70-34	440/80-28		420/65-20		
600/70-30	20,5-25	440/80-30		420/65-24		
600/70-34	18.00-24/25	440/80-34		420/70-24		
620/70-42		480/65-28		420/85-24		
620/75-30		480/70-28		440/65-24		
650/60-34		17.5-25 L5		440/65-28		
650/60-38		16.00-24/25		15.5-25		
650/65-34						
650/65-38						
650/65-42						
650/75-38						





SMT Flexi



- Off road grip and traction for farm tractors working in the woods and steep terrain
- Tight mesh pattern keeps many studs in contact with the ground at all times
- Multi-Fit design easily adjusts to fit perfectly on new and used tires with no tools required
- Alloy steel deep case hardened for strength, durability and long service life

SMT FLEXI 8 - 5/16"

SMT FLEXI 9.5 - 3/8"

Item #	Item #	Item #	Item #	Item #	Item #	Item #	Item #	Item #	Item #	Item #	Item #
602901	602904	602906	602908	602910	603901	603903	603905	603907	603909	603911	
Weight	Weight	Weight	Weight	Weight	Weight	Weight	Weight	Weight	Weight	Weight	Weight
76kg/167 lbs	65kg/143lbs	59kg/130lbs	48kg/106lbs	85kg/187lbs	119kg/262lbs	98kg/216lbs	94kg/207lbs	83kg/183lbs	144kg/317lbs	106kg/233lbs	
12.4-28	12.4-20	10.5-20	10.0/75-15.3	440/65-28	14.9-38	13.00-24/25	16.0/70-24	13.6-24	18.4-38	17.5-25	
12.4-32	12.5-20	11.2-20	10.5/70-15.5	420/70-24	15.5-38	13.6-28	400/80-24	14.5-20	460/85-30	19.5L-24	
13.6-28	13.6-16	12.5/80-18	280/60-15.5	460/70-24	16.00-24/25	14.00-20	405/70-24	14.9-20	480/70-38	440/80-24	
320/85-28	14.5-20	12.5/80-20	10-16.5	400/80-24	16.9-28	14.9-24	420/65-24	14/80-20	520/70-34	480/65-24	
340/85-24	15-19.5	260/80-20	12-16.5	440/65-26.5	16.9-30	14.9-26	420/70-24	340/85-24	520/70-38	480/65-28	
	14/80-20	280/70-20		440/70-24	16.9-34	14.9-28	440/65-24	360/70-24	540/65-38	480/70-24	
Item #	14/80-20	280/70-20	Item #	440/70-24	16.9-34	14.9-28	440/65-24	360/70-24	540/65-38	480/70-24	
602902	41x1400-20	300/70-20	602909	445/70-24	18.4-30	15.5-25	440/65-26.5	365/80-20	600/65-34	495/70-24	
Weight	300/70-24	320/70-20	Weight	405/70-24	420/70-34	380/70-28	440/65-28	375/75-20	Item #	520/65-24	
67kg/147lbs	320/70-24		56kg/123lbs	460/65-24	420/85-28	380/85-24	440/70-24	380/70-24	603910		
11.2-24	340/75-20	602907	12.5-18	440/65-24	420/85-30	380/85-28	445/70-24	400/70-18	Weight		
11.2-28	360/70-20	Weight	14.0/65-16	420/65-24	440/80-28		455/70-20	405/70-18	88kg/194lbs		
12.4-24	365/80-20	71kg/156lbs	15.0/55-17	16.0/70-24	460/85-30	Item #					
						603904	Item #	Item #		12.4-24	
280/85-24	Item #		15.5/55-18	425/65-22.5		Weight	603906	603908		12.4-28	
320/70-24	602905	16/70-20	15.5/65-18	445/65-22.5	Item #	107kg/235lbs	Weight	Weight		13.6-24	
320/85-24	Weight	360/70-20	335/80-18		Weight		101kg/222lbs	124kg/273lbs		320/85-24	
	59kg/130lbs	365/80-20	340/65-18	Item #	128kg/282lbs	12.4-36	14.00-24/25	20.5-25			
Item #	8.00-20	375/75-20	365/70-18	602911		16.9-38	14.9-28	480/70-30			
602903	8.25-20	380/70-20	38x14.00-20	Weight		18.4-30	14.9-30	480/70-34			
Weight	8.3-24	405/70-18	12.4-16	92kg/202lbs		18.4-34	16.9-24	520/70-30			
75kg/165lbs	9.5-20	405/70-20	31x15.5-15	17.5-25 std			16.9-26	540/65-30			
13.6-24	9.5-24	43x1600-20	38x1400-20	19.5L-24		420/85-34	380/85-28	540/65-34			
14.9-24	210/85-29		400/60-15.5	480/65-28		460/85-30	380/85-30				
360/70-24	240/85-24			480/70-24		460/85-34	420/70-28				
380/70-24	240/85-20			440/80-24		480/70-34	420/70-30				
380/85-24	240/85-20			495/70-24		480/70-38	420/70-30				
400/60-26,5	250/80-18			520/65-24			420/85-24				
400/80-24				480/65-24							
425/75-20											
1400-20											

TRYGG SWISS FLEXI 8 & 11.5

Tractors & Heavy equipment



Swiss Flexi



Link over Link with
"Wear Bars"
on every link

- Traction for tractors and machines clearing snow on paved and gravel roads
- Swiss design provide continuous grip and traction for increased productivity
- Wear Bars on all contact links create level ride and greatly increase service life
- Tightening rails quickly snug up the chains

SWISS FLEXI 8 - 5/16"

Item #	Item #	Item #	Item #	Item #	Item #	Item #	Item #
570921	570926	570930	570940	570950	570955	570965	570975
Weight	Weight	Weight	Weight	Weight	Weight	Weight	Weight
111 kg	93 kg	103 kg	103 kg	148 kg	145 kg	148 kg	175 kg
244 lbs	205 lbs	227 lbs	227 lbs	326 lbs	319 lbs	236 lbs	285 lbs
11.2-28	11.2-20	14.9-20	420/65-20	16.9-28	480/65-24	520/60-28	580/70-38
12.4-24	11.2-24	15.5/80-20	420/65-24	16.9-30	480/65-28	520/65-24	600/55-38
12.4-28*	12.4-20	16/70-20	425/75-20	16.9-34	480/65-30	520/65-28	600/60-34
13.6-24	12.5-18	380/65-24	440/65-24	16.9-38*	480/70-24	540/65-24	600/60-38
13.6-28*	13.6-16	380/70-20	455/70-20	18.4-26	480/70-28	540/65-26	600/65-30
14.5-24	13/80-20	380/70-24	460/65-24	18.4-30	480/80-26	540/65-28	600/65-34
14.75/80-20	14/80-20	385/85-20	Item #	18.4-34*	495/70-24	Item #	600/65-38
280/85-28	300/70-24	395/85-20	570945	420/70-34	495/70-25	570970	600/70-30
320/70-28	320/70-20	405/70-20	Weight	420/85-28	500/65-28	Weight	600/70-34
320/85-24	320/70-20	405/70-24	121 kg	420/85-30	500/70-24	168 kg	Item #
320/85-28	320/70-24	405/80-18	266 lbs	420/85-34	420/85-24/25	370 lbs	570980
320/85-28*	320/70-24	Item #	16.9-24	420/85-38*	17.5-25 std	520/70-30	Weight
340/80-24	320/80-18	570935	420/70-24	440/80-30	Item #	520/70-34	215 kg
340/85-24	320/85-20	Weight	420/70-28	440/80-34	570960	540/65-30	473 lbs
340/85-28*	320/85-20	120 kg	420/70-30	460/85-30	Weight	540/65-34	650/60-34
360/70-24	335/80-18	264 lbs	420/85-24	460/85-34*	149 kg	540/65-38	650/60-38
360/70-28*	335/80-20	14.9-24	440/65-28		328 lbs	540/70-30	650/65-34
360/80-24	340/75-20	14.9-26	440/70-24		480/70-30	20.5-25	650/65-38
365/85-20	340/80-18	14.9-28	440/80-24		480/70-34		650/65-42*
	355/80-20	14.9-30	445/70-24		480/80-28		23.5-25 L5
	360/70-20	380/70-28	460/70-24		16.00-24/25		23.5-25 std
	360/80-20	380/85-24	15.5-25 std		18.00-24/25		
	365/70-18	380/85-28					
	375/75-20	380/85-30					
		400/80-24					
		400/80-28					

SWISS 11.5 - 7/16"

Item #	Item #
570760	570766
Weight	Weight
161 kg	211 kg
354 lbs	464 lbs
15.5-25	23.5-25
Item #	Item #
570762	570768
Weight	Weight
163 kg	258 kg
359 lbs	568 lbs
14.00-24/25	26.5-25
17.5-25	Item #
Item #	570772
570781	Weight
Weight	325 kg
182 kg	715 lbs
400 lbs	29.5-25
16.00-24/25	Item #
Item #	570802
570782	Weight
Weight	200 kg
195 kg	440 lbs
429 lbs	625/70-25
18.00-24/25	
Item #	
570764	
Weight	
193 kg	
425 lbs	
20.5-25	

EXTENSION SECTIONS FOR SWISS FLEXI, PAIRS

570-04 Fits:	570-03 Fits:	570-05 Fits:
570921	570945	570975
570926	570-40 Fits:	570-06 Fits:
570-02 Fits:	570955	570980
570930	570960	
570935	570965	
570940	570970	
570950		

TRYGG GROUSER 10

Loaders & Graders



Grouser



Drop forged Grouser bars

- Light weight and durable for snow clearing and construction sites
- Forged Grousers are fitted to the rings so they stay vertical
- Hex pattern provides grip and stability in all directions

GROUSER 10 - 3/8"

Tire size	Stock #	Weight kg/lbs
14.00-24	503040	111 / 244
16.00-24	503041	135 / 297
18.00-24	503042	155 / 341
15.5-25	503048	100 / 242
17.5-25	503050	115 / 253
20.5-25	503051	154 / 338
23.5-25	503052	178 / 391

TRYGG HEAVY DUTY

Loaders & Graders



Heavy Duty

- "Old Style" H section for loaders and graders
- Difficult to tighten and has gaps between the sections
- Still popular with some operators
- Material and deep case hardening equal to all other TRYGG chains

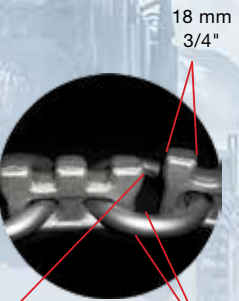
HEAVY DUTY	9.5 - 3/8"		11 - 7/16"		13 - 1/2"	
	Tire size	Stock #	Weight kg/lbs	Stock #	Weight kg/lbs	Stock #
14.00-24	530680	116 / 255	530780	154 / 339	-	-
16.00-24	530681	140 / 308	530781	175 / 385	530880	211 / 464
18.00-24	-	-	530782	194 / 427	530882	237 / 521
17.5-25	530661	133 / 293	530761	150 / 330	530861	198 / 436
20.5-25	-	-	530763	180 / 396	530863	228 / 502
20.5-25 L5	-	-	-	-	530864	230 / 506
23.5-25	-	-	-	-	530865	262 / 576
23.5-25 L5	-	-	-	-	530866	262 / 576

TRYGG BEAVER

Loaders & Graders



Beaver 13



65 mm
2 3/8"

13 mm
1/2"

- Heavy equipment chain for extreme conditions
- Tight pattern protects tires and keeps large number of cleats on the ground at all times
- Forged and hardened cleats resist wear, 13 mm x 40 mm (1/2"x1.5")
- Bi directional design rolls evenly while gripping in all directions
- Deep case hardened steel throughout ensures long service life

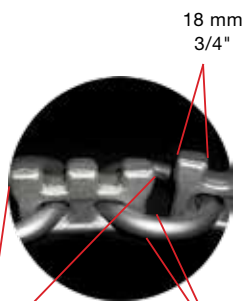
BEAVER 13 - 1/2"		
Tire size	Stock #	Weight kg/lbs
23.5-25 std	505061	326 / 717
23.5-25 L5	505062	359 / 790
26.5-25 st	505068	430 / 946
26.5-25 L5	505069	473 / 1041
29.5-25 std	505772	520 / 1144
29.5-25 L5	505773	565 / 1243
29.5-29 std	505774	549 / 1208
29.5-29 L5	505775	603 / 1327
35/65-33 std	505821	740 / 1628
35/65-33 L5	505822	814 / 1791

TRYGG LYNX

Loaders & Graders



Lynx 13



65 mm
2 3/8"

13 mm
1/2"

- Same components as Beaver with more open pattern
- 20% less cleats and weight than Beaver
- Suited to general use snow removal and construction equipment

LYNX 13 - 1/2"		
Tire size	Stock #	Weight kg/lbs
14.00-24/25	506050	232 / 510
16.00-24/25	506041	240 / 528
18.00-24/25	506042	252 / 554
17.5-25	506050	209 / 460
20.5-25	506051	230 / 506
20.5-25L5	506056	252 / 554
23.5-25	506052	273 / 601
23.5-25L5	506067	266 / 585
26.5-25	506068	286 / 629
26.5-25L5	506069	288 / 634
29.5-25	506070	311 / 684

TRYGG SMT

Skidder & Heavy equipment



- Aggressive all purpose chain for all types of off road conditions
- Twisted links keep the studs vertical a all times
- Tight mesh pattern stays on top of the tire lugs for maximum stud penetration
- Alloy steel, deep case hardened ensures durability and long service life

SMT

SMT	9.5 - 3/8"		11 - 7/16"		13 - 1/2"		16 - 5/8"	
EQUIPMENT TIRES	Stock #	Weight kg/lbs	Stock #	Weight kg/lbs	Stock #	Weight kg/lbs	Stock #	Weight kg/lbs
14:00-24/25	603780	97 / 213	605780	123 / 271	-	-	-	-
16:00-24/25	603781	112 / 246	605781	140 / 308	606781	201 / 442	-	-
18:00-24/25	-	-	605792	152 / 334	606792	208 / 458	-	-
17.5-25	603762	99 / 218	605762	126 / 277	606762	176 / 387	-	-
20.5-25	603764	107 / 235	605764	147 / 323	606764	193 / 425	-	-
20.5-25 L5	-	-	605765	157 / 345	606765	206 / 453	-	-
23.5-25	-	-	-	-	606766	218 / 480	608766	338 / 744
23.5-25 L5	-	-	-	-	606767	241 / 530	608767	362 / 796
26.5-25	-	-	-	-	606768	279 / 613	608768	370 / 814
26.5-25 L5	-	-	-	-	606769	319 / 701	608769	394 / 867
29.5-25	-	-	-	-	606773	344 / 756	608773	425 / 935
29.5-25 L5	-	-	-	-	606774	374 / 822	608774	442 / 972

SMT	13 - 1/2"		16 - 5/8"		19 - 3/4"	
SKIDDER TIRES	Stock #	Weight kg/lbs	Stock #	Weight kg/lbs	Stock #	Weight kg/lbs
16.9-30 18.4-26	606550	195 / 430	608550	316 / 697	-	-
16.9-34 18.4-30	606552	201 / 442	608552	319 / 702	-	-
18.4-34 23.1-26	606965	210 / 462	608965	326 / 717	609965	414 / 911
24.5-32 28 L 26 23.5-25	-	-	608968	391 / 860	609968	480 / 1056
30.5-32 29.5-25 26.5-25 L 5	-	-	608969	411 / 904	609969	516 / 1135
35.5-32	-	-	-	-	609971	586 / 1289

TRYGG SM2D



SM2D



- Extreme grip and stability from massive amount of studs gripping the terrain at all times
- Tight mesh coverage protects tires from wear and damage
- Performs extremely well on steep icy terrain
- Deep case hardened alloy steel ensures durability and long service life

LOADERS

Tire size	Stock #	Gauge mm/inch	Weight kg/lbs
20.5-25	615764	11 - 7/16"	230 / 506
23.5-25	616766	13 - 1/2"	284 / 265
23.5-25	618766	16 - 5/8"	464 / 1020
26.5-25	616768	13 - 1/2"	332 / 730
26.5-25	618768	16 - 5/8"	525 / 1155

FORWARDERS

Tire size	Stock #	Gauge mm/inch	Weight kg/lbs
600/50-22.5	615593	11 - 7/16"	173 / 381
600/55-26.5	616604	13 - 1/2"	237 / 601
600/60-30.5	615633	11 - 7/16"	214 / 470
600/65-38	615320	11 - 7/16"	236 / 519
650/65-38	615321	11 - 7/16"	252 / 554
700/50-26.5	616594	13 - 1/2"	243 / 535
700/50-26.5	618594	16 - 5/8"	359 / 790
700/55-34	616607	13 - 1/2"	294 / 647
710/55-26.5	616594	13 - 1/2"	243 / 535
750/55-26.5	616608	13 - 1/2"	283 / 623
750/55-26.5	618608	16 - 5/8"	413 / 909

SKIDDERS

Tire size	Stock #	Gauge mm/inch	Weight kg/lbs
18.4-34	616553	13 - 1/2"	274 / 603
18.4-34	618553	16 - 5/8"	437 / 961
23.1-26	616965	13 - 1/2"	275 / 605
23.1-26	618965	16 - 5/8"	435 / 957
23.1-26	619965	19 - 3/4"	531 / 1168
24.5-32	618968	16 - 5/8"	499 / 1098
24.5-32	619968	19 - 3/4"	576 / 1267
30.5-32	618969	16 - 5/8"	544 / 1197
30.5-32	619969	19 - 3/4"	618 / 1360
35.5-32	619971	19 - 3/4"	771 / 1696

TRYGG

LADDER SQUARE ICE 11 & 13



Heavy equipment



Ladder Square Ice

- Crossers on every second side chain link
- Square profile links provide grip on ice without causing road damage
- Basic design made with high quality TRYGG components ensures long service life
- Also available with 4-links spacing

Tire size	SQUARE ICE LADDER		11 mm - 7/16" 2-link space		13 mm - 1/2" 2-link space	
	Stock #	Weight kg/lbs	Stock #	Weight kg/lbs	Stock #	Weight kg/lbs
14:00-24/25	509361-2	130 / 285	509461-2	144 / 317		
16:00-24/25	509362-2	155 / 341	509462-2	171 / 376		
17.5-24/25	509371-2	145 / 318	509471-2	160 / 352		
20.5-25	509372-2	181 / 398	509472-2	212 / 466		
23.5-25	509381-2	207 / 455	509481-2	314 / 690		
26.5-25	509382-2	241 / 530	509482-2	391 / 860		

TRYGG

LADDER STUDDED 11 & 13



Heavy equipment



Ladder Studded

- Crossers on every second side chain link
- Studded links provide grip on ice, snow and mud
- Basic design made with high quality TRYGG components ensures long service life
- Also available with 4-links spacing

Tire size	STUDED LADDER		11 mm - 7/16"		13 mm - 1/2"	
	Stock #	Weight kg/lbs	Stock #	Weight kg/lbs	Stock #	Weight kg/lbs
14:00-24/25	500361	137 / 301	500461	162 / 356		
16:00-24/25	500362	165 / 362	500462	180 / 396		
17.5-24/25	500371	155 / 342	500471	195 / 431		
20.5-25	500372	209 / 460	500472	241 / 529		
23.5-25	500381	230 / 505	500481	356 / 784		
26.5-25	500383	251 / 552	500483	445 / 980		

TRYGG SAFETY GRIP

11.5 & 13

Loaders & Rock trucks



- Good traction without doing damage to roads, landings or Rig mats
- Expandable pattern ensures tight fit for stability at speed
- Grip and performance superior to “Ladder” designs
- Low profile suits limited clearance and tight boogie wheel applications
- Alloy steel, deep case hardened provides extreme durability and long service life

Safety Grip 11.5

SAFETY GRIP			
Tire size	Stock #	Material mm/inch	Weight kg/lbs
17.5-25	502271	11.5 / 7/16"	138 / 304
17.5-25	502371	13 / 1/2"	188 / 414
16:00-24	502262	11.5 / 7/16"	154 / 339
16:00-24	502362	13 / 1/2"	211 / 464
20.5-25	502272	11.5 / 7/16"	158 / 348
20.5-25	502372	13 / 1/2"	220 / 484
23.5-25	502373	13 / 1/2"	255 / 561
26.5-25	502389	13 / 1/2"	313 / 688
29.5-25	502394	13 / 1/2"	345 / 759
750/65-25	502385	13 / 1/2"	360 / 792
875/65-29	502386	13 / 1/2"	286 / 629

TRYGG NET LINK



Forestry & Heavy equipment



Net Link



- Full Double Diamond pattern provides full width traction and protection
- Double studs on all vertical links penetrate ice and frozen ground
- Alloy steel deep case hardened ensures durability and long service life
- Other tire sizes and custom build sizes are available
- "Without studs" available for less grip requirements

FORWARDERS

Tire size	Stock #	Gauge mm/inch	Weight kg/lbs
500/60-22.5	611228	13 - 1/2"	210 / 462
600/50-22.5	611275	13 - 1/2"	217 / 477
600/55-22.5	611242	13 - 1/2"	221 / 486
600/55-26.5	611276	13 - 1/2"	263 / 579
600/55-26.5	611376	16 - 5/8"	385 / 847
600/65-34	611378	16 - 5/8"	476 / 1047
700/45-22.5	611204	13 - 1/2"	248 / 546
700/50-26.5	611261	13 - 1/2"	261 / 574
700/50-26.5	611361	16 - 5/8"	425 / 935
700/55-34	611364	16 - 5/8"	473 / 1041
700/55-34	611464	19 - 3/4"	570 / 1254

SKIDDERS

Tire size	Stock #	Gauge mm/inch	Weight kg/lbs
18.4-30	611252	13 - 1/2"	252 / 554
18.4-34	611253	13 - 1/2"	270 / 594
18.4-34	611353	16 - 5/8"	430 / 946
23.1-26	611265	13 - 1/2"	305 / 671
23.1-26	611365	16 - 5/8"	444 / 977
24.5-32	611366	16 - 5/8"	504 / 1109
24.5-32	611466	19 - 3/4"	613 / 1349
30.5-32	611371	16 - 5/8"	556 / 1223
30.5-32 TD*	611372	16 - 5/8"	667 / 1465
30.5-32	611471	19 - 3/4"	663 / 1459
30.5-32 TD*	611472	19 - 3/4"	820 / 1804
35.5-32	611482	19 - 3/4"	823 / 1811
35.5-32 TD*	611483	19 - 3/4"	1020 / 2244
73x44.00-32	611385	16 - 5/8"	732 / 1610
73x44.00-32 TD*	611389	16 - 5/8"	807 / 1775
73x44.00-32	611445	19 - 3/4"	813 / 1789
73x44.00-32 TD*	611489	19 - 3/4"	901 / 1982
67x34.00-26	611387	16 - 5/8"	730 / 1606
68x50.00-32 TD*	611496	19 - 3/4"	832 / 1830
66x43.00-25/26 TD*	611389	16 - 5/8"	807 / 1775
66x43-26 TD*	611451	19 - 3/4"	1009 / 2220

TD* - Triple Diamond pattern

LOADERS & GRADERS

Tire size	Stock #	Gauge mm/inch	Weight kg/lbs
18.00-24/25 STD	611257	13 - 1/2"	270 / 594
20.5-25 STD	611263	13 - 1/2"	263 / 579
20.5-25 L5	611264	13 - 1/2"	269 / 592
23.5-25 STD	611267	13 - 1/2"	288 / 634
23.5-25 STD	611367	16 - 5/8"	489 / 1076
23.5-25 L5	611268	13 - 1/2"	336 / 739
23.5-25 L5	611368	16 - 5/8"	521 / 1146
26.5-25	611273	13 - 1/2"	524 / 1151
26.5-25 STD	611373	16 - 5/8"	528 / 1162
26.5-25 STD	611473	19 - 3/4"	642 / 1412
26.5-25 L5	611469	19 - 3/4"	723 / 1591
29.5-25 STD	611381	16 - 5/8"	619 / 1362
29.5-25 STD	611481	19 - 3/4"	755 / 1661
26.5-25 L5	611369	16 - 5/8"	593 / 1305
29.5-25 L5	611370	16 - 5/8"	644 / 1417
29.5-25 L5	611470	19 - 3/4"	786 / 1729

TRYGG TROLL 22



Skidders



Troll 22

- Troll is a TRYGG original design with larger gauge links and studs around the crown of the tire where ground pressure and contact is greatest
- 22 mm-7/8" links with 25 mm-1" studs around the crown
- 19 mm-3/4" links with 22 mm-7/8" studs around the shoulders
- Stiff mesh pattern minimizes movement and keeps studs vertical
- Alloy steel deep case hardened ensures durability and long service life
- Single diamond option comes 22 mm-7/8" links studs



Centre diamonds
22 mm (7/8") links,
25 mm (1") studs



Shoulder diamonds
19 mm (3/4") links,
22 mm (7/8") studs

- Tire friendly
- Smooth underside has no welds resting on the tire
- Large level contact surface minimizes rubbing

TROLL 22 - 7/8"	Double Diamond		Single Diamond	
	Tire size	Stock #	Weight kg/lbs	Stock #
24.5-32	628566	735 / 1617	628966	514 / 1131
30.5-32	628571	792 / 1742	628971	543 / 1195
35.5-32	628582	910 / 2002	628982	619 / 1363

TRYGG GIANT U



Skidders



Double Diamond



Single Diamond

- Back mounted wide U studs on horizontal links and single studs on all vertical links
- Ring connections allow movement that aids cleaning out debris and mud
- Alloy steel deep case hardened ensures durability and long service life

GIANT U	SINGLE DIAMOND		
Tire size	Stock #	Gauge mm/inch	Weight kg/lbs
18.4-34	623053	16 / 5/8"	316 / 695
23.1-26	623065	16 - 5/8"	317 / 697
23.1-26	623165	19 - 3/4"	391 / 860
24.5-32	-	-	-
24.5-32	623166	19 - 3/4"	449 / 987
28L-26	-	-	-
28L-26	623164	19 - 3/4"	425 / 935
30.5-32	-	-	-
30.5-32	623171	19 - 3/4"	490 / 1078
35.5-32	623182	19 - 3/4"	542 / 1192

GIANT U	DOUBLE DIAMOND		
Tire size	Stock #	Gauge mm/inch	Weight kg/lbs
18.4-34	623353	16 / 5/8"	451 / 997
23.1-26	623365	16 - 5/8"	453 / 997
23.1-26	623465	19 - 3/4"	558 / 1228
24.5-32	623366	16 - 5/8"	521 / 1146
24.5-32	623466	19 - 3/4"	641 / 1410
28L-26	623364	16 - 5/8"	490 / 1078
28L-26	623464	19 - 3/4"	603 / 1327
30.5-32	623371	16 - 5/8"	568 / 1250
30.5-32	623471	19 - 3/4"	699 / 1538
35.5-32	623482	19 - 3/4"	831 / 1829

TRYGG U-GRIP



Skidders



U-Grip

- Full double diamond pattern with top mounted U studs on all horizontal links
- Welded link connections stiffen the mesh pattern and keep studs upright
- Alloy steel deep case hardened ensures durability and long service

U-GRIP DOUBLE DIAMOND			
Tire size	Stock #	Gauge mm/inch	Weight kg/lbs
23.1-26	621365	16 - 5/8"	436 / 959
24.5-32	621366	16 - 5/8"	501 / 1102
24.5-32	621466	19 - 3/4"	617 / 1357
30.5-32	621471	19 - 3/4"	692 / 1522
35.5-32	621482	19 - 3/4"	823 / 1811
73x44.00-32	621389	16 - 5/8"	752 / 1654
73x44.00-32	621485	19 - 3/4"	800 / 1760

TRYGG BEAR PAW

Skidders



Bear Paw

- Cleats on subrings provide extra grip and traction
- Alloy steel deep case hardened
- Big ring cleats 22 x 75 x 72 mm (7/8" x 3" x 2 7/8")
- Small ring cleats 19 x 60 x 60 mm (3/4" x 2 3/8" x 2 3/8")

BEAR PAW MULTI RING CHAINS 1 3/8" MAIN RING - 7/8" TAG 3/4" STRAP.& 5/8" SIDE CHAIN			
GROUSERS ON JUNCTION RINGS			
Tire size	Gauge (mm/inch)	Stock #	Weight (kg/lbs)
24.5-32	22-19 / 7/8"- 3/4"	633370	837 / 1842
28L-26	22-19 / 7/8"- 3/4"	633374	813 / 7190
30.5-32	22-19 / 7/8"- 3/4"	633380	845 / 1860
35.5-32	22-19 / 7/8"- 3/4"	633385	955 / 2101

BEAR PAW MULTI RING CHAINS 1 3/8" MAIN RING - 1" TAG 7/8" STRAP. & 3/4" SIDE CHAIN			
Tire size	Gauge (mm/inch)	Stock #	Weight (kg/lbs)
24.5-32	25-22 / 1"- 7/8"	633470	980 / 2156
28L-26	25-22 / 1"- 7/8"	633474	942 / 2072
30.5-32	25-22 / 1"- 7/8"	633480	1032 / 2272
35.5-32	25-22 / 1"- 7/8"	633485	1179 / 2594
73-44-32	25-22 / 1"- 7/8"	633490	1201 / 2642

TRYGG TIGHT 25

Skidders 1"



Tight 1"

- Close spaced rings and heavy components ensure long service in extreme conditions
- Short 28 mm (1 1/8") tag links keep big rings close together
- 28 mm (1 1/8") half links on 35 mm (1 3/8") big ring
- 22 mm (7/8") side straps
- 25 mm (1") sub ring
- 22 x 75 x 63 mm (7/8" x 3" x 2 1/2") cleats

MULTI RING CHAINS 1 3/8" MAIN RING - 1 1/8" TAG 7/8" STRAP. & 3/4" SIDE CHAIN			
Tire size	Gauge (mm/inch)	Stock #	Weight (kg/lbs)
24.5-32	25-22 / 1" x 7/8"	631470	840 / 1850
30.5-32	25-22 / 1" x 7/8"	631480	897 / 1974
35.5-32	25-22 / 1" x 7/8"	631485	980 / 2156

TRYGG TIGHT 22



Skidders 7/8"



Tight 7/8"

- Close spaced rings and heavy components ensure dependability in all conditions
- Short 25 mm (1") tag links keep big rings close together
- 28 mm (1 1/8") half links on 35 mm (1 3/8") big ring
- 19 mm (3/4") side straps
- 25 mm (1") sub ring
- 22 x 75 x 63 mm (7/8" x 3" x 2 1/2") cleats

MULTI RING CHAINS 1 3/8" MAIN RING - 1" TAG 3/4" STRAP. & 5/8" SIDE CHAIN			
Tire size	Gauge (mm/inch)	Stock #	Weight (kg/lbs)
24.5-32	22-19 / 7/8" - 3/4"	631370	634 / 1396
30.5-32	22-19 / 7/8" - 3/4"	631380	716 / 1575
35.5-32	22-19 / 7/8" - 3/4"	631385	808 / 1779
73-44-32	22-19 / 7/8" - 3/4"	631390	807 / 1776

TRYGG TIGHT 19



Skidders 3/4"



Tight 3/4"

- All purpose close rings for use in all logging
- Short 3/4" (19 mm) tag links keep big rings close together
- 7/8" (22 mm) half links on 1 1/4" (32 mm) big ring
- 5/8" (16 mm) side straps
- 3/4" (19 mm) sub ring
- 3/4" x 3" x 2 3/8" (19 x 75 x 60 mm) cleats

MULTI RING CHAINS 1 1/4" MAIN RING - 3/4" TAG 5/8" STRAP. & 1/2" SIDE CHAIN			
Tire size	Gauge (mm/inch)	Stock #	Weight (kg/lbs)
16.9x30 / 18,4x26	19-16 / 3/4" - 5/8"	631241	386 / 850
18.4-34	19-16 / 3/4" - 5/8"	631252	477 / 1051
23.1-26	19-16 / 3/4" - 5/8"	631266	495 / 1089
24.5-32	19-16 / 3/4" - 5/8"	631271	569 / 1252
28 L-26	19-16 / 3/4" - 5/8"	631275	504 / 1110
30.5-32	19-16 / 3/4" - 5/8"	631280	653 / 1438
35.5-32	19-16 / 3/4" - 5/8"	631285	759 / 1671
73-44-32	19-16 / 3/4" - 5/8"	631290	744 / 1637

TRYGG FIXED RING

Skidders



Fixed Ring

- Less big rings per tire than Tight Ring
- Economical option for part time use

REGULAR RING CHAINS 1 1/8" MAIN RING - 5/8" TAG 5/8" STRAP. & 1/2" SIDE CHAIN

Tire size	Gauge (mm/inch)	Stock #	Weight (kg/lbs)
18.4-26	16 / 5/8"	630240	318 / 699
18.4-34	16 / 5/8"	630251	339 / 746
23.1-26	16 / 5/8"	630265	355 / 783
24.5-32	16 / 5/8"	630270	394 / 867
28 L-26	16 / 5/8"	630274	393 / 865

REGULAR RING CHAINS 1 1/4" MAIN RING - 3/4" TAG 5/8" STRAP. & 1/2" SIDE CHAIN

Tire size	Gauge (mm/inch)	Stock #	Weight (kg/lbs)
18.4-34	19 / 3/4"	630351	420 / 924
23.1-26	19 / 3/4"	630365	491 / 1080
24.5-32	19 / 3/4"	630370	573 / 1262
30.5-32	19 / 3/4"	630380	644 / 1417
35.5-32	19 / 3/4"	630385	683 / 1503

TRYGG FLOATING

Skidders



Floating

- Big ring is free to move, self cleaning
- Floating Tight (shown) has three tag links, more big rings
- Floating Regular has five tag links, less big rings per tire
- Contact Nosted & Canada for price and availability on sizes not listed

FLOATING RING "FL" size	Regular 5/8" - 3/4" Big ring, 1 1/4"		Tight 3/4" - 7/8" Ring 1 3/8"		Tight 7/8" - 1" Big ring 1 3/8"	
Tire size	Stock	Weight kg/lbs	Stock	Weight kg/lbs	Stock	Weight kg/lbs
23.1-26	635665	404 / 890	635765	500 / 1100	-	-
24.5-32	635670	397 / 875	635770	558 / 1229	635870	750 / 1650
30.5-32	635680	419 / 923	635780	720 / 1584	635880	881 / 1940
35.5-32	635685	472 / 1040	635785	754 / 1660	635885	959 / 2110
73-44-32	-	-	635790	760 / 1672	635890	1030 / 2266

TRYGG TOOLS & PARTS

PIN CONNECTOR

- Narrow tips fit into twisted links
- Large diameter pin stays tight
- Wide back adds strength
- Nr. 16, 19 and 22 are multi fit



Description	Stock#	Weight (kg/lbs)
Nr. 5 7/32" (4-pack)	520205-4	0.03 / 0.7
Nr. 6 1/4" (4-pack)	520206-4	0.04 / 0.9
Nr. 7 9/32" (4-pack)	520207-4	0.05 / 0.11
Nr. 8 5/16" (4-pack)	520208-4	0.09 / 0.2
Nr. 10 3/8" (3-pack)	520210-3	0.17 / 0.37
Nr. 16 5/8" (also fits 13 mm) 1/2"	520215	1.24 / 2.73
Nr. 19 3/4" (also fits 16 mm) 5/8"	520218	1.65 / 3.63
Nr. 22 7/8" (also fits 19 mm) 3/4"	520221	1.72 / 3.8

*Spare pins sold separately

SHACKLE

- Superior quality Anchor shackle with screw pin
- Forged carbon steel with alloy pin
- Load rated, permanently marked



Dimension		Stock#	Weight (kg/lbs)
6,5 mm WL 0.5 T	9/32"	341406	0.05 / 0.11
8 mm WL 0.75 T	5/16"	341408	0.08 / 0.18
10 mm WL 1 T	3/8"	341410	0.14 / 0.31
11 mm WL 1.5 T	7/16"	341411	0.19 / 0.42
13 mm WL 2 T	1/2"	341713	0.30 / 0.66
16 mm WL 3.25 T	5/8"	341716	0.58 / 1.3
19 mm WL 4.75 T	3/4"	341719	1.0 / 2.2
22 mm WL 6.5 T	7/8"	341722	1.5 / 3.3

HAMMERLOCK

- Multi use repair link for tire chains only
- Not rated for overhead lifting
- Multi reuseable pin and locking collar



Dimension	Stock#	Weight (kg/lbs)
10 mm fits 3/8"	212110	0.7 / 1.5
13 mm fits 1/2"	212113	0.9 / 2.0
16 mm fits 5/8" to 1 1/8"	212116	1.1 / 2.5
19 mm fits 3/4" to 1 3/8"	212119	1.9 / 4.2
22 mm fits 7/8" to 1 1/2"	212122	3.0 / 6.6

SPARE PINS FOR CONNECTORS

Description	Stock#	Package
Nr. 5	520235-10	10
Nr. 6-7	520236-10	10
Nr. 8	520240-10	10
Nr.10	520242-10	10
Nr. 16-19	520249-10	10
Nr. 22	520250-10	10



CAM TIGHTENING TOOL

- Fits all TRYGG cams



Description	Stock#	Weight (kg/lbs)
Cam tool	344300	0.2 / 0.44

PIN TOOL

- Hammer operated
- Install and remove roll pins from pin connectors



Dimension	Stock#	Weight (kg/lbs)
5 mm to 10 mm	350005	0.7 / 1.5
13 mm to 22 mm	350006	1.9 / 4.2

CROSSFIT TENSIONER

- Center screw pulls chains tight
- Lock nuts prevent stripped threads
- Includes 4 shackles
- Sold per piece 1/2 pair



Description	Stock#	Weight (kg/lbs)
25" - 29" rims	336050	3.5 / 7.7

TRYGG TOOLS & PARTS

RUBBER SNUBBER

- High quality rubber
- Pliable to -30 C
- Keeps chains snug
- Folds up for easy storage



Dimension	Stock#	Weight (kg/lbs)
Rims 16" to 20"	350108	0.37 / 0.81
Rims 20" to 24.5"	350109	0.66 / 1.45

CHAIN CLAW

- Chain Claw 3 in 1 tool
Snipe
Cam tool
Hammer
- Speeds up installation



Description	Stock#	Weight (kg/lbs)
Chain Claw	350004	0.4 / 0.88

JUMBO TOOL

- Installation tool for heavy equipment chains
- Hardened threads
- Impact gun or hand wrench
- Max opening 15"
- Fits 1/2" up to 7/8" links



Description	Stock#	Weight (kg/lbs)
Tightening tool for impact wrench	350105	6.1 / 13.0

RATCHET TOOL

- Installation tool for tractor and light equipment chains
- Hand operated ratchet jack
- Hardened teeth and jaws
- Maximum opening 18"
- Fits 5/16" up to 5/8" links



Description	Stock#	Weight (kg/lbs)
Tightening piler	350100	4.0 / 8.8

PLIER

- Opens and closes cross hooks
- Lever action
- Simplifies repairs
- Fits 1/4" up to 3/8" hooks
- Two handle lengths 20" and 33"



Description	Stock#	Weight (kg/lbs)
Assembling piler L=83cm / 33"	350200	3.5 / 7.7
Assembling piler L=50cm / 20"	350210	2.8 / 6.15

BOLT CUTTER

- Hardened jaws and bolts
- Compound leverage
- Two handle lengths 24" and 36"
- Cuts non hardened chain up to 3/8"



Description	Stock#	Weight (kg/lbs)
24" handle length	350300	6.0 / 13.2
36" handle length	350320	12.0 / 26.0

TRYGG TOOLS & PARTS

RIM LOCK

- For use on CTL machines
- Expands to lock in the rim lip
- Holds chains in place
- Keeps chains from twisting off
- Sold per piece (1/2 pair)



Size	Stock#	Weight (kg/lbs)
22.5	336058	10 / 22
24.5	336059	11 / 24
26.5	336060	12.2 / 26
28.5	336061	13.4 / 29

OMEGA RING


- Hardened steel
- Joins 3 or 4 links
- For use on Grouser, Beaver, Lynx, Satyr



Dimension	Stock#	Weight (kg/lbs)
10 mm	520111	0.28 / 0.6
13 mm	520112	0.40 / 0.8

ELONGATION SET

- Adds length to fit deep tread tires
- Use as repair parts
- For use on 11R-24.5 triples 7 mm + 8 mm



Description	Stock#	Weight (kg/lbs)
Fits 8 mm x 10 links	464-01	4.6 / 10
Fits 7 mm x 11 links	494-01	3.3 / 7

TIGHTENING RAIL

- Adds increased tightening
- Keeps chains in place on well, worn or low tread tires
- Includes 36 rail clips, 2 lengths side chain, 2 shackles
- Sold per pair



Description	Stock#	Weight (kg/lbs)
Fits 8 mm, 9.5 mm, 11 mm	336030	10.0 / 22
Fits 13 mm, 16 mm	336040	14.0 / 31

EMERGENCY CHAIN

- Temporary traction aid
- Get rolling on an icy parking lots + driveways
- Nylon strap loops through the rim
- Cinched tight with a ratchet binder
- Sold per piece (1/2 pair)



Description	Stock#	Weight (kg/lbs)
Light truck	F360125	12 / 26
Heavy truck	F360135	13 / 28


HATS, GLOVES, TOQUES

- Promo items
- Styles vary, may not be as shown





Description	Stock#	Weight (kg/lbs)
Gloves	910301	0.02 / 0.5
Hat	910304	0.02 / 0.5
Toque	910306	0.02 / 0.5

TRYGG TOOLS & PARTS




Bull rings			
Dimension ØxD	Hardened Stock #	Regular Stock #	Weight kg/lbs
9.0 mm D=31.5	519009	519109	0.06 / 0.13
13.0 mm D=50	519013	519113	0.21 / 0.46
16.0 mm D=61	519016	519116	0.38 / 0.84
19.0 mm D=68	519019	519119	0.49 / 1.08
22.0 mm D=80	519022	519122	0.96 / 2.11
25.0 mm D=76	519025	519125	1.22 / 2.68

Boomer w / link			
Fits	Gauge	Stock #	Weight (kg/lbs)
4.0 - 4.5 mm side chain	4,0 / 1/8"	331010	0.06 / 0.13
5.0 - 5.5 mm side chain	4,0 / 1/8"	331020	0.07 / 0.15
6.0 - 7.0 mm side chain	6,0 / 1/4"	331030	0.15 / 0.33
8.0 mm side chain	8,0 / 5/16"	331040	0.25 / 0.55
9.5 - 11 mm side chain	10,0 / 3/8"	331050	0.46 / 1.01






"C" link - hardened		
Dimension	Stock#	Weight (kg/lbs)
8.5 mm / 21/64"	518008	0.08 / 0.18
10.0 mm / 3/8"	518010	0.09 / 0.20
11.0 mm / 7/16"	518011	0.10 / 0.22
12.0 mm / 15/32"	518012	0.11 / 0.24
13.0 mm / 1/2"	518013	0.15 / 0.33
16.0 mm / 5/8"	518016	0.25 / 0.55
18.0 mm / 23/32"	518018	0.32 / 0.70

Boomer w / shackle		
Fits	Stock#	Weight (kg/lbs)
6.0-7.0 mm	334070	0.14 / 0.31
8.0 mm	334080	0.3 / 0.66





Flat "C" hook			
Fits	Gauge	Stock#	Weight (kg/lbs)
3-3.5 mm	6	333200	0.01 / 0.02
4-5.5 mm	7	333210	0.02 / 0.04
6-7 mm	8	333220	0.05 / 0.11
8-10 mm	9	333230	0.09 / 0.20



Galvanized schackle		
Dimension	Stock#	Weight (kg/lbs)
5 mm / 3/16"	341050	0.02 / 0.04
6 mm / 1/4"	341065	0.05 / 0.11
8 mm / 5/16"	341080	0.06 / 0.13
10 mm / 3/8"	341100	0.11 / 0.24
11 mm / 7/16"	341110	0.16 / 0.35
13 mm / 1/2"	341130	0.22 / 0.48
14 mm / 9/16"	341140	0.33 / 0.73
16 mm / 5/8"	341160	0.45 / 0.99

Outer lock			
Fits	Gauge	Stock#	Weight (kg/lbs)
3-3.5 mm	0	332100	0.02 / 0.04
4-5.5 mm	1	332110	0.05 / 0.11
6-7 mm	3A	332120	0.07 / 0.15
8-10 mm	4A	332130	0.13 / 0.29



"Z" hook w / plug		
Dimension	Stock#	Weight (kg/lbs)
7.0 mm for 6 mm chain	343070	0.04 / 0.08
8.5 mm for 7 mm chain	343085	0.06 / 0.13
10.0 mm for 8 mm chain	343100	0.07 / 0.15
11.0 mm for 9.5 mm chain	343111	0.08 / 0.18
12.0 mm for 11 mm chain	343120	0.09 / 0.20
13.0 mm for 13 mm chain	343130	0.10 / 0.22

Lap links		
Fits	Stock#	Weight (kg/lbs)
4.0 mm	340040	0.01 / 0.02
5.0 mm	340050	0.02 / 0.04
6.0 mm	340060	0.03 / 0.07
7.0 mm	340070	0.04 / 0.09
8.0 mm	340080	0.06 / 0.13
10.0 mm	340100	0.09 / 0.20

"S" hook - long		
Dimension	Stock#	Weight (kg/lbs)
9.5 mm for 8 mm chain	517095	0.06 / 0.13
11.0 mm for 9.5 mm chain	517111	0.07 / 0.15
12.0 mm for 11 mm chain	517121	0.08 / 0.18

Magic links		
Side chain dimension	Stock#	Weight (kg/lbs)
5-6 mm	340370	0.08 / 0.18
Flexi link 8 mm	335508	0.06 / 0.13

SMT Flexi link 335508
Fast Trac 340370

TRYGG TOOLS & PARTS



Cut to length studded cross chains

- “with hooks” - included and installed
- “no hooks” - cross chain only

STUDED CROSS CHAINS

Dim.	length	No hooks		With hooks	
		Stock #	Weight (kg/lbs)	Stock #	Weight (kg/lbs)
6.0 mm 1/4" Round studs	12 links	300045	0.26 / 0.57	307045	0.30 / 0.66
	14 links	300047	0.30 / 0.66	307047	0.34 / 0.75
	16 links	300049	0.34 / 0.75	307049	0.38 / 0.82
7.0 mm 9/32" SUPER Square studs	8 links	300581	0.27 / 0.59	307581	0.43 / 0.95
	9 links	300582	0.31 / 0.68	307582	0.47 / 1.03
	10 links	300583	0.35 / 0.77	307583	0.51 / 1.12
	11 links	300584	0.39 / 0.86	307584	0.55 / 1.21
	12 links	300585	0.43 / 0.95	307585	0.59 / 1.30
	13 links	300586	0.47 / 1.03	307586	0.63 / 1.39
	14 links	300587	0.49 / 1.08	307587	0.65 / 1.43
	15 links	300588	0.53 / 1.17	307588	0.69 / 1.52
8.0 mm 5/16" Round studs	16 links	300589	0.57 / 1.25	307589	0.73 / 1.61
	17 links	300590	0.61 / 1.34	307590	0.77 / 1.69
	18 links	300591	0.65 / 1.43	307591	0.81 / 1.78
	9 links	300082	0.46 / 1.01	307079	0.71 / 1.56
	10 links	300083	0.51 / 1.12	307081	0.73 / 1.61
	11 links	300084	0.57 / 1.25	307083	0.84 / 1.85
	12 links	300085	0.63 / 1.39	307085	0.92 / 2.02
9.5 mm 3/8" Round studs	13 links	300086	0.68 / 1.50	307086	0.90 / 1.98
	16 links	300089	0.83 / 1.83	307088	1.08 / 2.38
	17 links	300090	0.84 / 0.85	307089	1.10 / 2.42
	8 links	300121	0.55 / 1.21	307121	0.95 / 2.09
	9 links	300122	0.62 / 1.36	307122	1.02 / 2.24
10 links	300123	0.70 / 1.54	307123	1.10 / 2.42	
	11 links	300124	0.78 / 1.72	307124	1.18 / 2.42
	12 links	300125	0.81 / 1.78	307125	1.21 / 2.66
	13 links	300126	0.89 / 1.96	307126	1.29 / 2.84



Studded



Plain

CROSS CHAINS, CONTINUOUS LENGTHS

Dimension	Pitch (mm/inch)	With studs		Without studs	
		Stock #	kg pr m / lbs pr ft	Stock #	kg pr m / lbs pr ft
5.0 mm	20.0 / 0.79	301050	0.74 / 0.50	303050	0.55 / 0.37
5.5 mm	21.0 / 0.82	301055	0.90 / 0.60	303055	0.67 / 0.45
6.0 mm	22.5 / 0.89	301060	1.09 / 0.73	303060	0.80 / 0.54
7.0 mm SUPER	29.5 / 1.16	301071	1.40 / 0.94	303071	1.03 / 0.69
8.0 mm	29.5 / 1.16	301080	1.94 / 1.30	303080	1.46 / 0.98
9.5 mm	36.5 / 1.44	301095	2.55 / 1.71	303095	1.94 / 1.30
11.0 mm	42.0 / 1.65	301110	3.68 / 2.47	303110	2.67 / 1.79
13.0 mm	56.0 / 2.20	301130	4.80 / 3.22	303130	3.49 / 2.34
16.0 mm	60.5 / 2.38	301160	7.10 / 4.76	303160	5.44 / 3.65
19.0 mm	70.0 / 2.76	301190	8.45 / 5.67	303190	6.46 / 4.33



SQUARE ICE, CONTINUOUS LENGTHS

D mm	W mm / inch	L mm / inch	Stock #	kg / m lbs / ft	m / ft pr bundle
5.0 - 3/16"	6.50 / 0.26	17.0 / 0.67	305049	0.55 / 0.37	30.0 / 98.4
7.0 - 9/32"	10.0 / 0.39	25.0 / 0.98	305070	1.02 / 0.69	30.0 / 98.4
8.0 - 5/16"	11.3 / 0.44	28.0 / 1.01	305080	1.50 / 1.00	30.0 / 98.4
10.0 - 3/8"	13.5 / 0.53	36.0 / 1.42	305100	2.11 / 1.42	15.0 / 49.2
11.5 - 29/64"	15.5 / 0.61	41.5 / 1.63	305110	2.74 / 1.84	10.0 / 32.8
13.0 - 1/2"	19.0 / 0.74	44.0 / 1.73	305130	3.47 / 2.32	10.0 / 32.8




HARDENED SIDE CHAIN, CONTINUOUS LENGTHS

Dimension	Stock #	kg / m lbs / ft
5.0 x 34 mm	311050	0.42 / 0.28
6.0 x 34 mm SUPER	311061	0.68 / 0.45
7.0 x 42 mm	311070	0.84 / 0.56
8.0 x 50 mm	311081	1.12 / 0.75
9.5 x 50 mm	311096	1.67 / 1.12
9.5 x 62.5 mm	311095	1.56 / 1.04
11.0 x 60 mm	311110	2.16 / 1.45
13.0 x 60 mm	311131	3.20 / 2.15
13.0 x 81 mm	311132	2.80 / 1.88

TRYGG TOOLS & PARTS

Heavy Duty sections

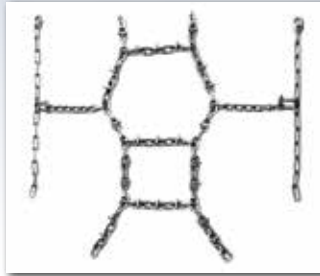


For Heavy Duty

HEAVY DUTY SECTIONS

Stock #	Gauge (mm/inch)	Links	Weight (kg/lbs)
535104	9,5 / 3/8"	14	3.0 / 6.6
535106	9,5 / 3/8"	16	3.6 / 8.0
535107	9,5 / 3/8"	17	3.7 / 8.2
535108	9,5 / 3/8"	18	3.9 / 8.6
535101	9,5 / 3/8"	20	4.2 / 9.3
535112	11 / 7/16"	12	4.25 / 9.4
535113	11 / 7/16"	13	4.65 / 10.2
535114	11 / 7/16"	14	5.0 / 11.0
535115	11 / 7/16"	15	5.4 / 11.9
535116	11 / 7/16"	16	5.5 / 12.0
535117	11 / 7/16"	17	6.0 / 13.2
535121	11 / 7/16"	21	7.5 / 16.5
535130	13 / 1/2"	10	5.6 / 12.3
535131	13 / 1/2"	11	6.2 / 13.5
535132	13 / 1/2"	12	6.8 / 15.0
535133	13 / 1/2"	13	7.4 / 16.2
535134	13 / 1/2"	14	8.0 / 17.6
535135	13 / 1/2"	15	8.5 / 18.7
535137	13 / 1/2"	17	9.5 / 21.0

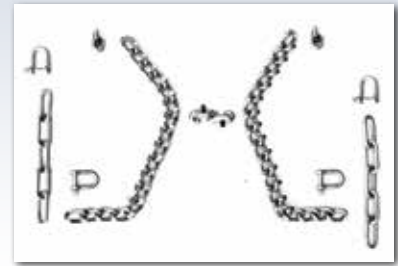
Safety Grip extensions



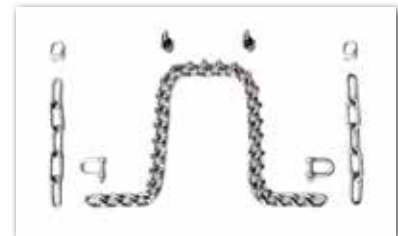
EXTENSION SECTIONS FOR SAFETY GRIP, PAIRS

7 mm	7 mm	5 mm
513-01 Fits:	513-03 Fits:	512-01 Fits:
513179	513313	512010
513302	513399	512-02 Fits:
513304	513415	512015
513-02 Fits:	513418	512020
513305	513511	512025
513387	513552	512-03 Fits:
513388	513602	512030
513396	513991	512-04 Fits:
513397	513992	512035
513512	513-04 Fits:	
513514		
513522	513414	
513524	513416	
	513417	
	513766	

SMT extensions



SMT 13-16 mm



Fast Trac 7 mm and SMT 8-11 mm

EXTENSION SECTIONS

Fits	Stock #	Weight (kg/lbs)
7 mm Fast Trac	581-01	5 / 11
8 mm SMT	600290	6 / 13.2
9.5 mm SMT	600390	8 / 18
11 mm SMT	600590	12 / 27
13 mm SMT	600690	15 / 33
16 mm SMT	600890	20 / 44

SCAN TRAC SECTIONS

No hooks		With hooks	
Stock #	Weight (kg/lbs)	Stock #	Weight (kg/lbs)
478155	0.34 / 0.75	478455	0.42 / 0.92
478157	0.36 / 0.79	478457	0.44 / 0.97
478175	0.38 / 0.84	478475	0.46 / 1.01
478195	0.42 / 0.92	478495	0.50 / 1.09
478197	0.45 / 0.99	478497	0.53 / 1.16
478215	0.46 / 1.01	478515	0.54 / 1.18
478217	0.48 / 1.06	478517	0.56 / 1.23
478235	0.50 / 1.10	478535	0.58 / 1.27
478237	0.52 / 1.14	478537	0.60 / 1.31
478257	0.56 / 1.23	478557	0.64 / 1.40
478275	0.57 / 1.25	478575	0.65 / 1.42
478277	0.59 / 1.30	478577	0.66 / 1.47
478315	0.65 / 1.43	478615	0.73 / 1.60
478317	0.67 / 1.47	478617	0.75 / 1.64
478357	0.75 / 1.65	478657	0.83 / 1.82

Scan Trac sections



Uses 6 mm hooks
320060

Cross chain hooks



- Polished finished
- Alloy steel

CROSS CHAIN HOOKS

Dimension (mm/inch)	Pitch (mm/inch)	Draw hardened Stock #	Weight / 1000 pcs. (kg/lbs)
5.0 / 3/16"	42 / 1.65	320050	25 / 55
5.5 / 0,22"	42 / 1.65	320055	30 / 66
6.0 / 1/4"	35 / 1.38	320060	38 / 84
7.0 / 9/32"	44 / 1.73	320070	54 / 119
8.0 / 5/16"	43 / 1.69	320080	78 / 172
8 mm Super	43 / 1.69	323080	78 / 172
8 mm Hybrid	57 / 2.24	320081	90 / 198
9.0 / 23/64"	44 / 1.73	320091	100 / 220
10.0 / 3/8"	57 / 2.24	320100	144 / 317
11.0 / 7/16"	61 / 2.40	320110	204 / 449
13.0 / 1/2"	70 / 2.76	320130	326 / 717



Nøsted & Inc.

5495 Rue Saint-Roch
Drummondville, Quebec
Canada J2B 6V4

Tel: 888-478-2426

Fax: 819-478-1187

E-post: christian.tracy@nøsted.com

www.nøsted.com

Nøsted & AS


4515 Grønviksveien 8
Mandal, Norway

Tel: +47 38 27 25 50


Fax: +47 38 27 25 51


E-mail: post@trygg.no

www.trygg.no

 Tryggkjetting

 @trygg_chains

 Nøsted&

 @nøsted_and

Thank you for choosing TRYGG

Share your photos with us!

#tryggchains #tryggkjetting

DEALERS: